

Call the police? Across Africa, citizens point to police and government performance issues on crime

Afrobarometer Dispatch No. 57 | Pauline M. Wambua

Introduction

Crime and insecurity are major challenges in African countries, threats to both national development and individual quality of life. According to the Legatum Prosperity Index, which assesses countries' safety and security as part of national wealth and well-being, only 11 African countries rank in the top 100 countries worldwide in safety and security; the top-ranked African country (Benin) is at No. 50 (Legatum Institute, 2014). The U.S government rates crime in most African countries as either critical or high (U.S. Overseas Security Advisory Council, 2015).

This paper examines how Africans themselves perceive the problem, based on data from Afrobarometer surveys in 34 African countries: how safe they feel, whether they report crimes, how easy or difficult they find it to get help from the police, and how they think their governments are performing in fighting crime.

Afrobarometer surveys

Afrobarometer is a pan-African, non-partisan research network that conducts public attitude surveys on democracy, governance, economic conditions, and related issues across more than 30 countries in Africa. Five rounds of surveys were conducted between 1999 and 2013, and Round 6 surveys are currently under way (2014-2015).

Afrobarometer conducts face-to-face interviews in the language of the respondent's choice with nationally representative samples of between 1,200 and 2,400 adults. Samples of this size yield country-level results with a margin of sampling error of +/-3% (for 1,200) or +/-2% (for 2,400) at a 95% confidence level.

The present analysis is based mainly on data from 34 countries surveyed in Round 5 (2011-2013), with over-time comparisons for some countries back to Round 2 (2002-2003).

Key findings

- Close to four out of 10 Africans (38%) say they have felt unsafe walking in their neighbourhoods. South Africans are most likely to feel unsafe walking in their neighbourhoods and to fear crime in their homes, while residents of Niger, Ghana, and Mauritius feel safest.
- More than half (56%) of those who say they were victims of a crime in the past year did not report the crime to the police. The main reasons why victims do not report crimes to the police are issues related to police performance, such as their unwillingness to listen or care and the possibility that they would demand a bribe.
- Only about half (53%) of citizens say they would go to the police first for assistance if they were victims of a crime. Only about four in 10 Africans (41%), on average, say it is "easy" or "very easy" to get help from the police.

- Fewer than half (49%) of citizens say their governments are performing “fairly well” or “very well” in reducing crime. Across 16 countries tracked since 2002, average ratings of government performance in fighting crime have not fluctuated significantly, although assessments within individual countries have improved significantly in Botswana, Malawi, and South Africa, while performance ratings have declined by more than 20 percentage points in Kenya and Mali.
- On almost all indicators, average results across 34 countries mask enormous variation in the experiences and perceptions of individual countries.

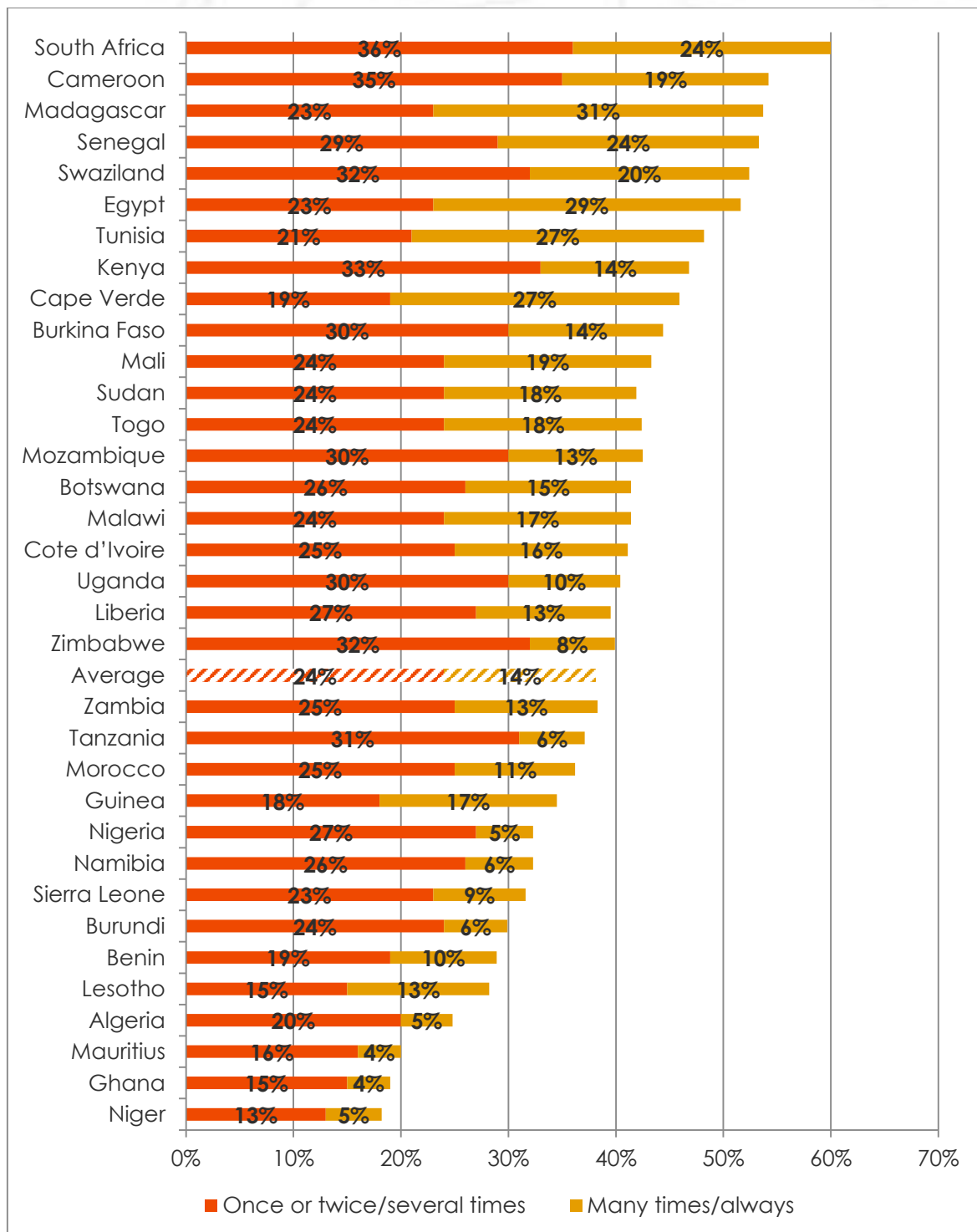
Experience of fear and crime

Close to four out of 10 Africans (38%) say they felt unsafe walking in their neighbourhood “once or twice,” “several times,” “many times,” or “always” in the 12 months preceding the survey. More than half of respondents in South Africa (60%), Cameroon, (54%), Madagascar (54%), Senegal (53%), Swaziland (52%), and Egypt (52%) report having felt unsafe, compared to fewer than one in five citizens of Niger, Ghana, and Mauritius (Figure 1).

On average, 14% say they felt unsafe “many times” or “always,” ranging from 4% in Mauritius and Ghana to 31% in Madagascar and 29% in Egypt.

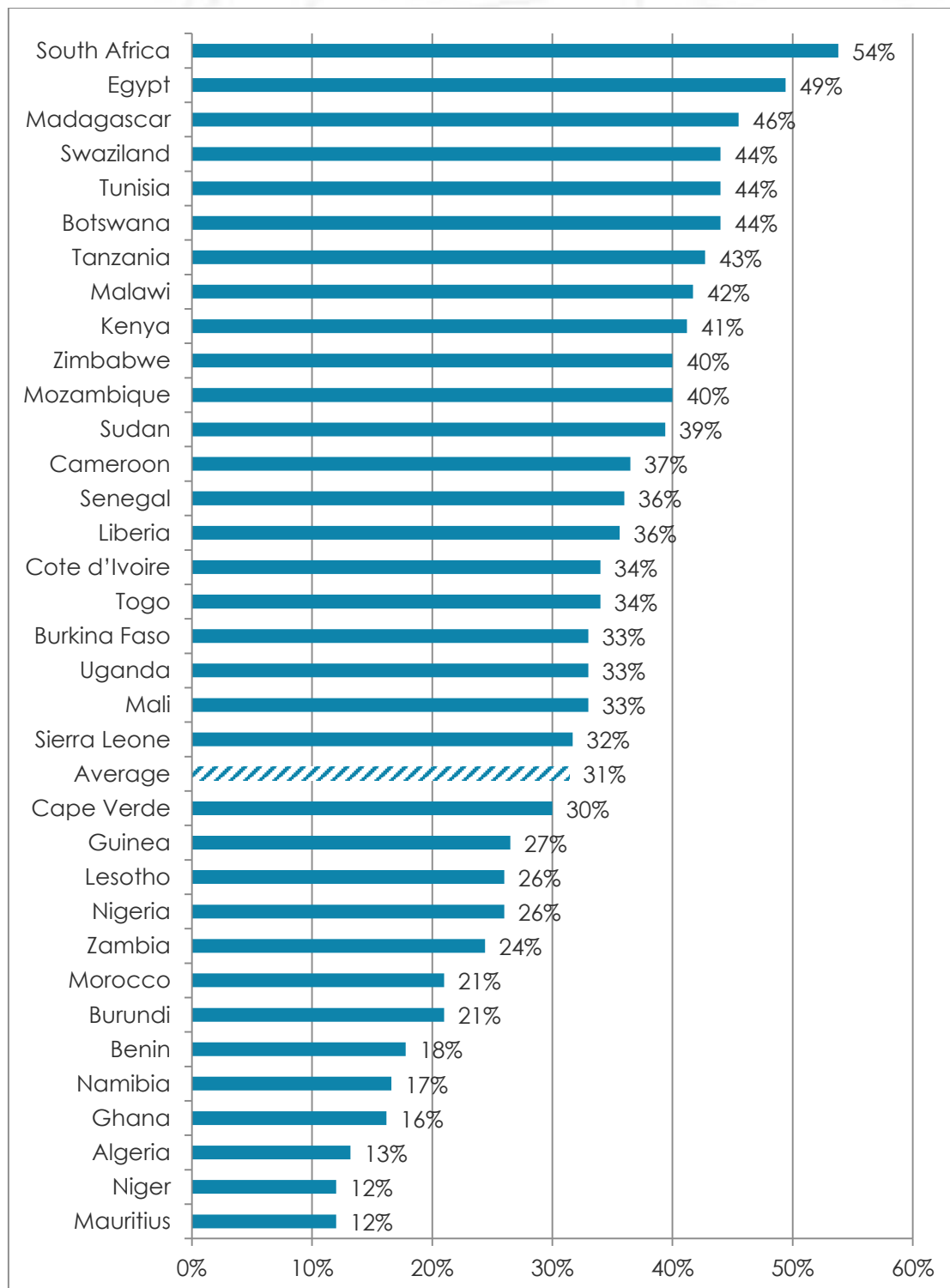
On average, 31% of citizens feared crime in their homes “just once or twice,” “several times,” “many times,” or “always” in the preceding year. South Africans were most likely to fear crime (54%), while fewer than one in five residents of Niger, Mauritius, Algeria, Ghana, Namibia, and Benin feared crime in their homes (Figure 2).

Figure 1: Felt unsafe walking in the neighbourhood | 34 countries | 2011/2013



Respondents were asked: Over the past year, how often, if ever, have you or anyone in your family felt unsafe walking in your neighbourhood?

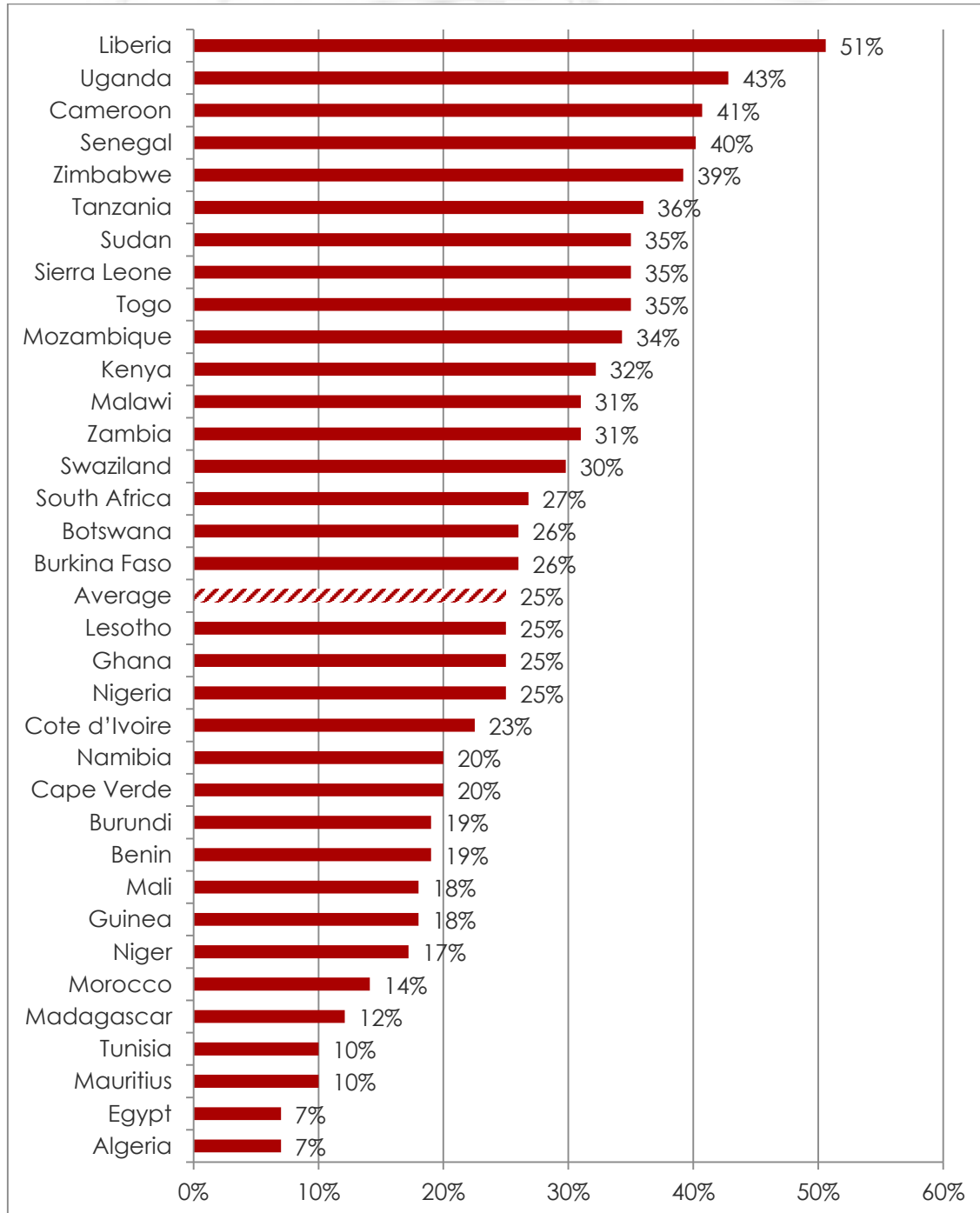
Figure 2: Fear of crime in the home | 34 countries | 2011/2013



Respondents were asked: Over the past year, how often, if ever, have you or anyone in your family feared crime in your own home?
 (% who say "just once or twice," "several times," "many times," or "always")

One-fourth (25%) of survey respondents say something was stolen from their house in the previous year. Liberians (51%) were more than twice as likely to be victims of theft as the 34-country average, while only 7% of Algerians and Egyptians say they suffered a theft (Figure 3).

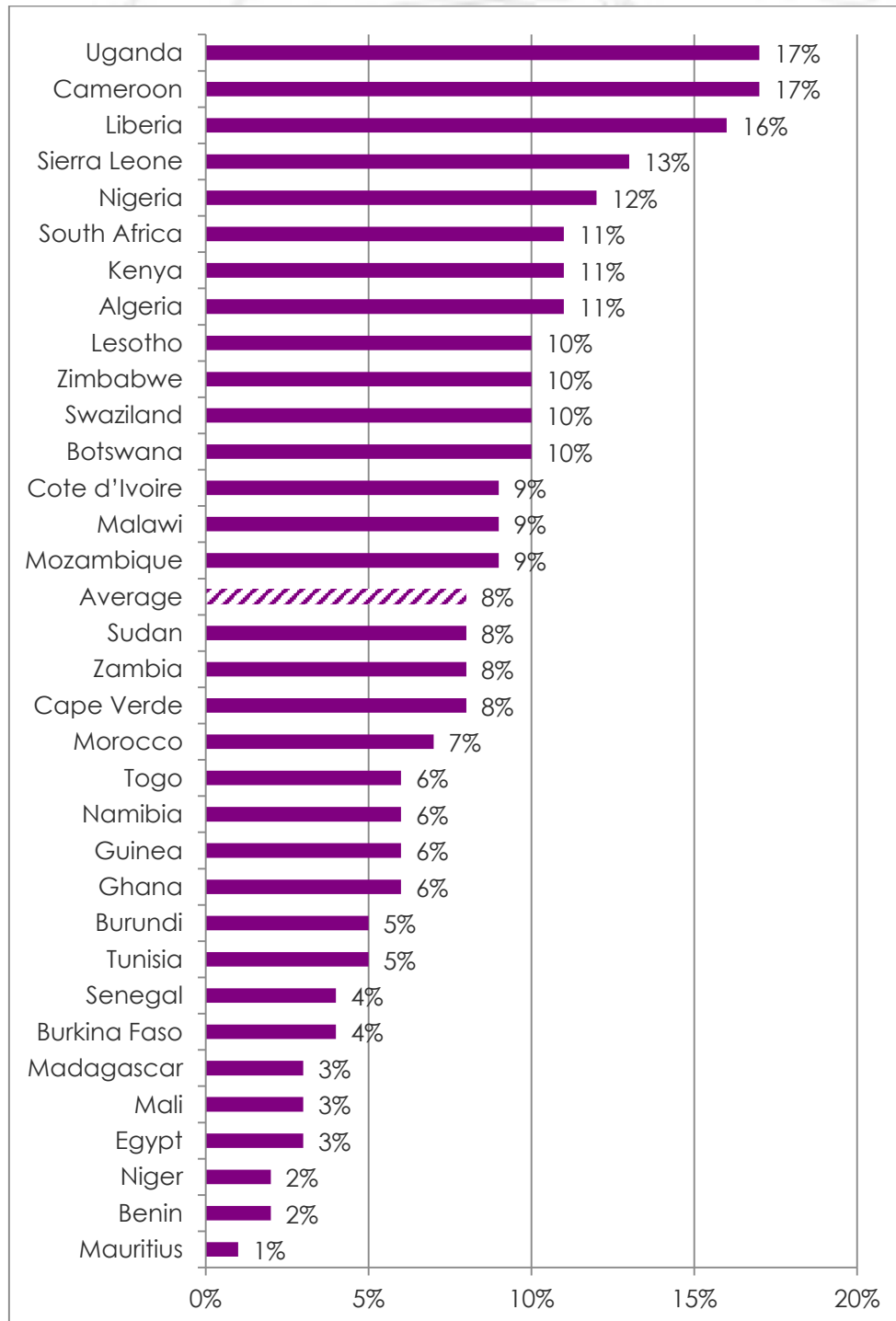
Figure 3: Experience of theft from the home | 34 countries | 2011/2013



Respondents were asked: *During the past year, have you or anyone in your family had something stolen from your house?*
 (% who say "yes, once," "yes, twice," or "yes, three or more times")

About one in 12 respondents (8%) say they or a member of their family were physically attacked at least once during the preceding year. Ugandans and Cameroonians were most likely to say they had been attacked (17%), while only 1% of Mauritians suffered a physical attack (Figure 4).

Figure 4: Physically attacked during the previous year | 33 countries | 2011/2013

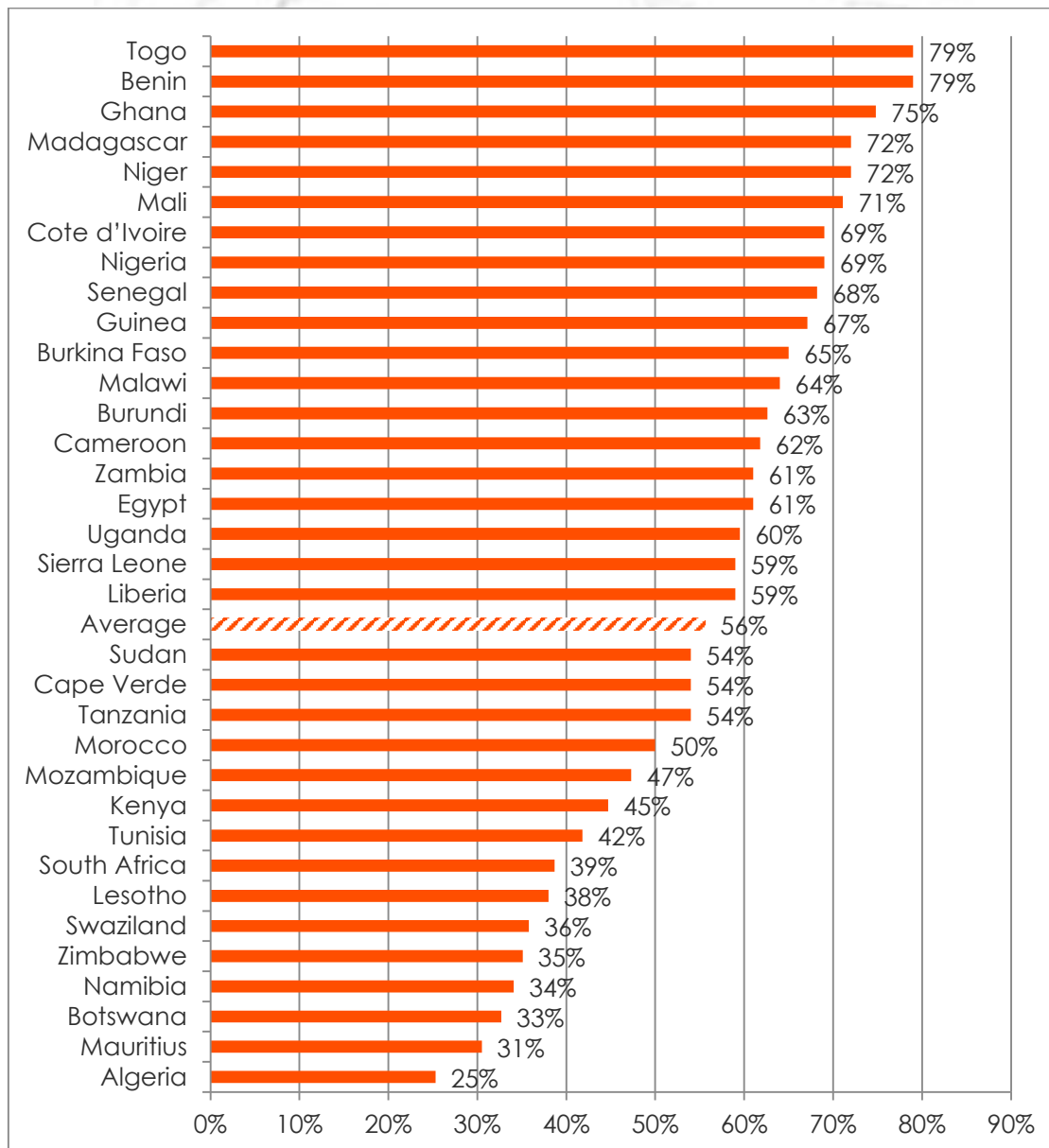


Respondents were asked: *During the past year, have you or anyone in your family been physically attacked? (% who say "yes, once," "yes, twice," or "yes, three or more times")*
 Note: This question was not asked in Tanzania.

Reporting crime to the police

Among those who were victims of crime in the 34 countries, more than half (56%) did not report the crime to the police. Citizens of Togo and Benin were least likely to report crimes to the police (79% of victims did not), while Algerians were most likely to report crimes (25% did not) (Figure 5).

Figure 5: Crime victims not reporting crime to police | 34 countries | 2011/2013

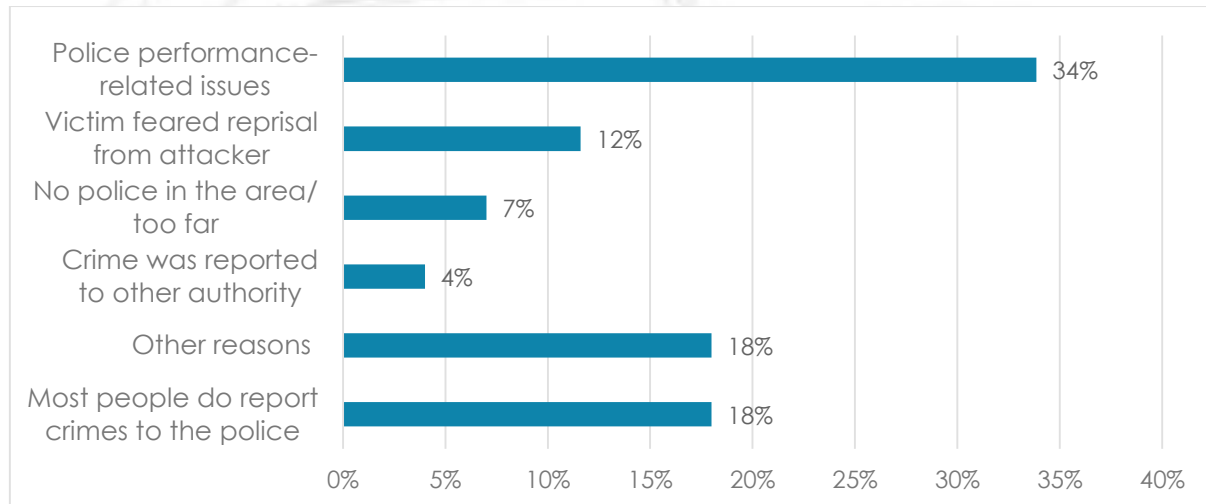


Respondents who were victims of crime during the previous year were asked: Was such an incident reported to the police? (% who say "no")

The main reasons why victims do not report crimes to the police, according to survey respondents, are issues related to police performance: Police don't listen or care (cited by 14% of respondents), police would demand a bribe (10%), police would not be able to do anything (8%), and police may be involved in the theft or assault (2%). Together, these issues related to police performance are cited by 34% of respondents across the 34 countries (Figure 6). Other reasons that are cited include that victims fear reprisal from the attacker (12%), that there is no

police station in the area (7%), and that the crime is reported to another authority (4%). About one in five respondents (18%) say that most people do report crimes to the police, while 18% cite other reasons, such as lack of time, feelings of shame on the victim's part, and lack of evidence.

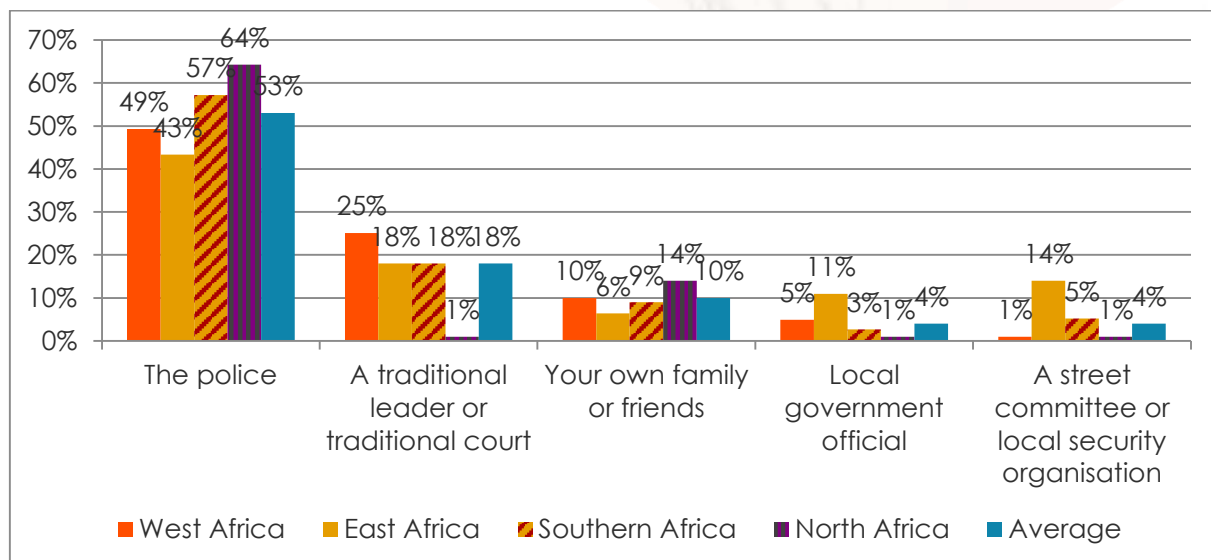
Figure 6: Reasons why crimes are not reported to the police | 34 countries | 2011/2013



Respondents were asked: Some people say that many crimes are never reported to the police. Based on your experience, what do you think is the main reason that many people do not report crimes like thefts or attacks to the police when they occur?

Across 34 countries, about half (53%) of citizens say they would seek assistance first from the police, rather than from other people or organisations, if they were victims of a crime. North Africans are most likely to go to the police first for assistance (64%), while East Africans (43%) are least likely to seek police assistance first (Figure 7). Other frequently cited places for crime victims to go first for assistance include traditional leaders or courts, family and friends, local government officials, and street committees or local security organisations.

Figure 7: First place to seek assistance after a crime | by region | 2011/2013

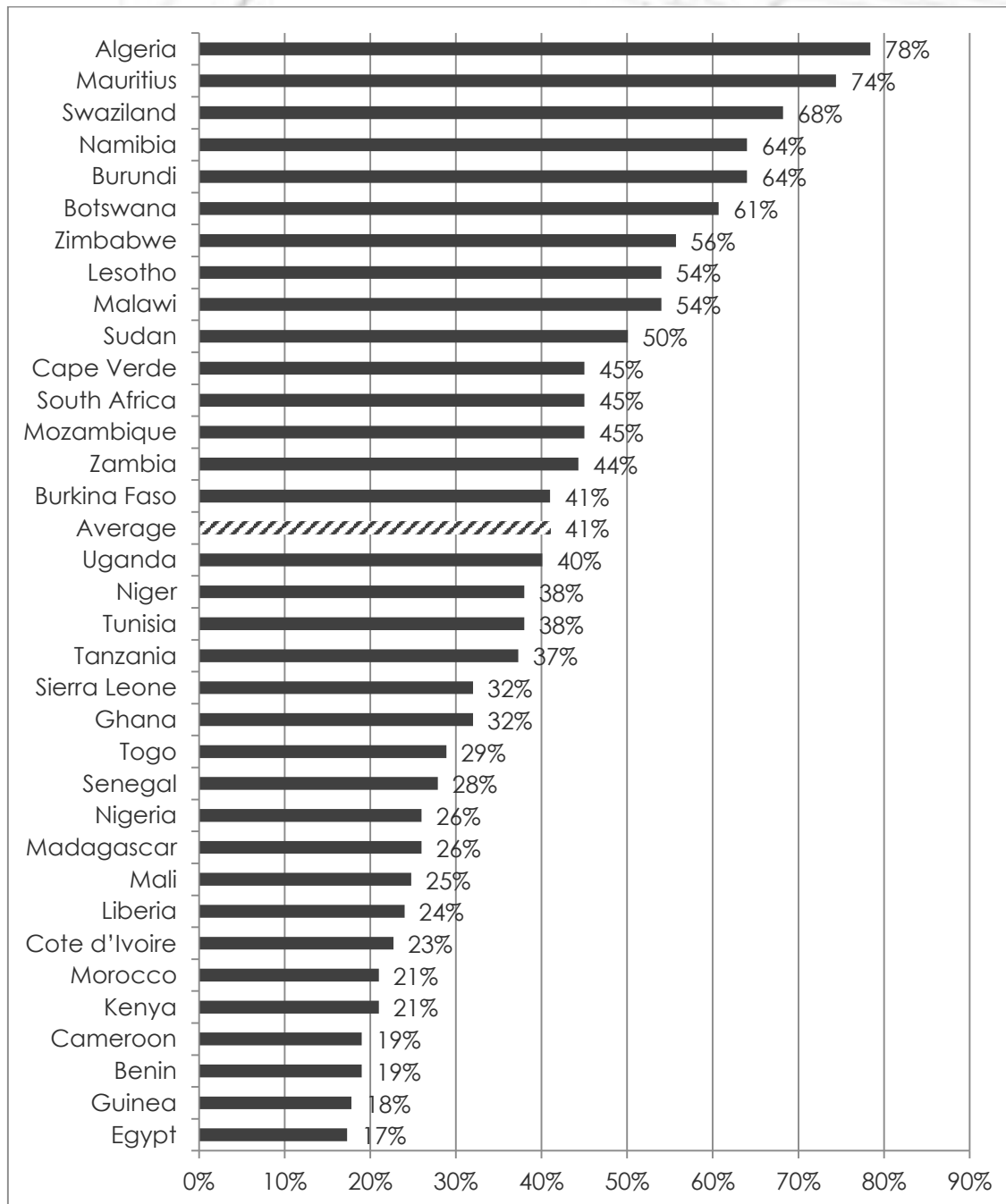


Respondents were asked: If you were a victim of crime in this country, who, if anyone, would you go to first for assistance?

Ease of obtaining help from police

Although a majority of Africans would seek assistance first from the police, only 41% of them say it is “easy” or “very easy” to get help from the police. As on other crime-related indicators, results vary widely among countries: In Algeria, more than three-fourths (78%) say it is “easy” or “very easy,” compared to only 17% of Egyptians (Figure 8).

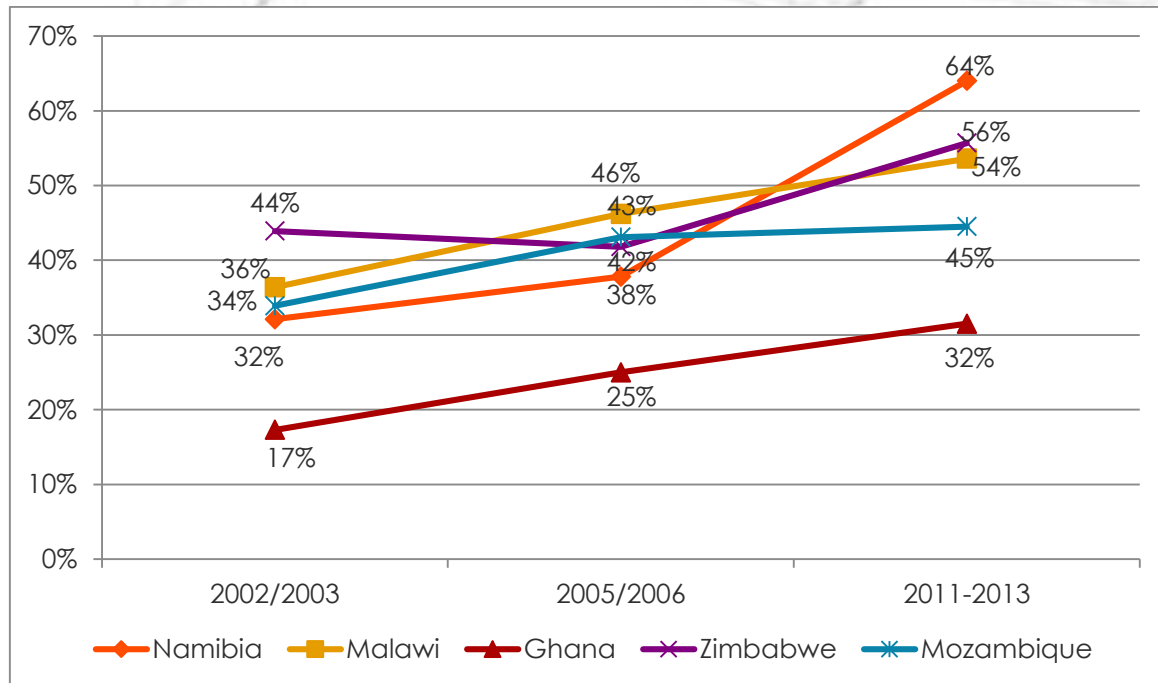
Figure 8: Ease of obtaining help from police | 34 countries | 2011/2013



Respondents were asked: *In the past 12 months, have you requested assistance from the police? How easy or difficult was it to obtain the assistance you needed? (% who say “easy” or “very easy”)*

Across the 16 countries tracked since 2002/2003,¹ the proportion of survey respondents who said it is “easy” or “very easy” to obtain help from the police increased from 33% in 2002/2003 to 42% in 2011/2013. Namibia registered the largest increase (32 percentage points), doubling from 32% in 2002 to 64% in 2013 (Figure 9). Kenya is the only country where the proportion who said it is “easy” or “very easy” to obtain help from the police decreased (from 23% to 20%).

Figure 9: Change in ease of getting help from police: Countries with greatest improvement | 2002-2013



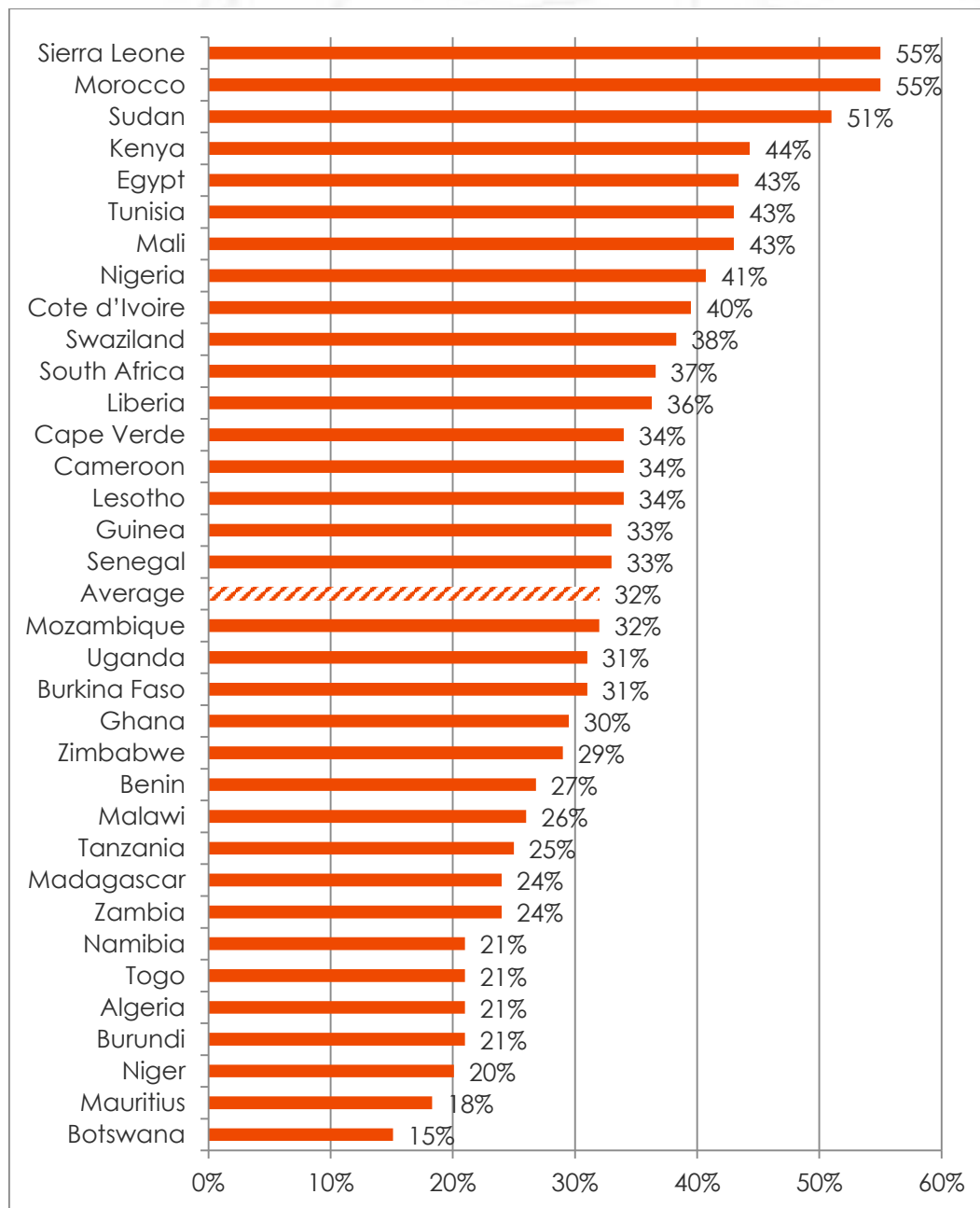
(% saying “easy” or “very easy”)

Equality in treatment of women by police

About one-third (32%) of respondents say that police “often” or “always” treat women differently than men. More than half of citizens in Sierra Leone (56%), Morocco (55%), and Sudan (51%) report frequent unequal treatment, compared to fewer than one in five in Algeria (19%), Mauritius (18%), and Botswana (15%) (Figure 10).

¹ The 16 countries tracked since Round 2 in 2002/2003 are Botswana, Cape Verde, Ghana, Kenya, Lesotho, Malawi, Mali, Mozambique, Namibia, Nigeria, Senegal, South Africa, Tanzania, Uganda, Zambia, and Zimbabwe.

Figure 10: Women treated unequally by police | 34 countries | 2011/2013



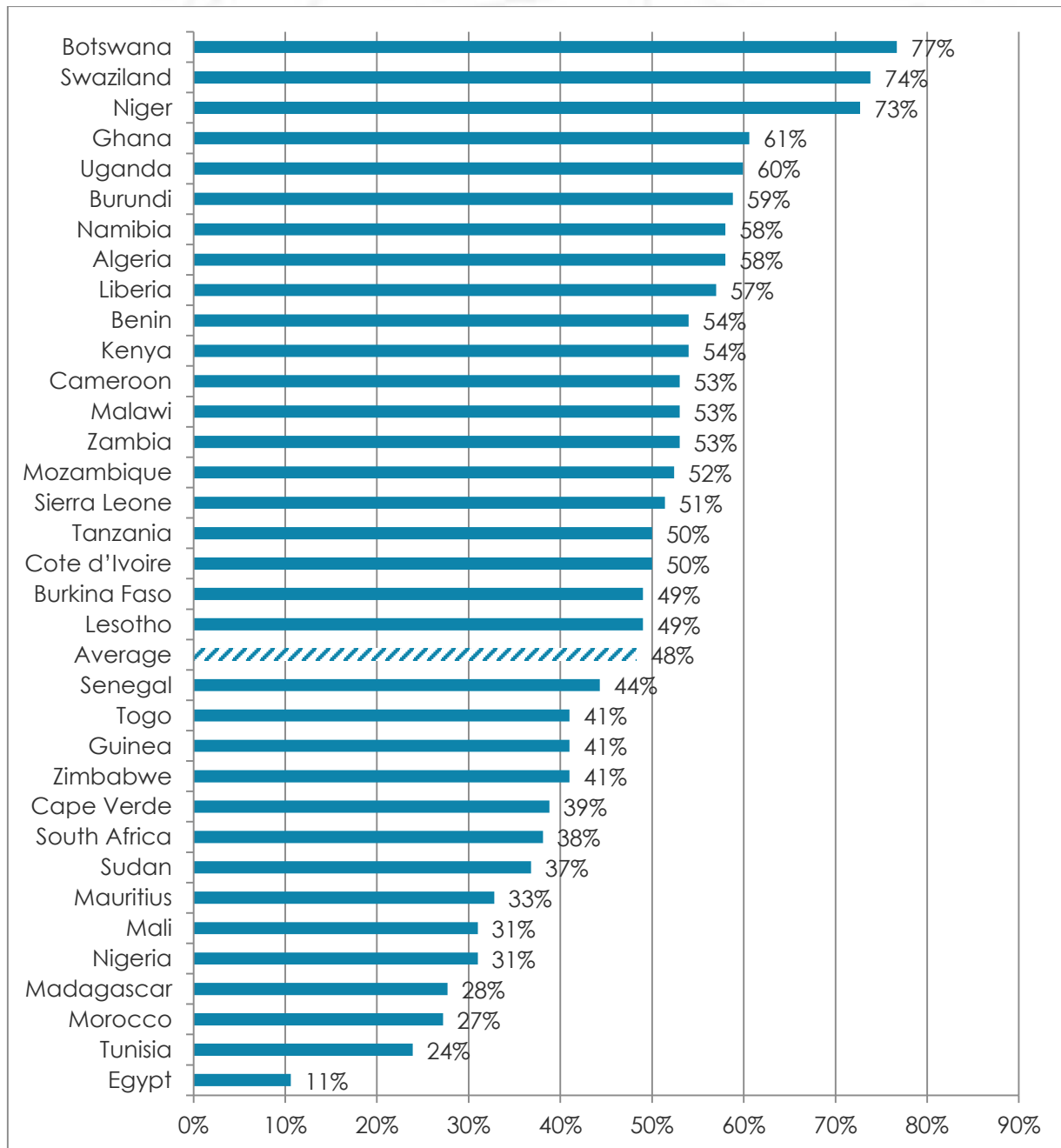
Respondents were asked: In your opinion, how often, in this country, are women treated unequally by the police and courts? (% who say "always" or "often")

Government performance in fighting crime

When asked about the most important problems in their country that government should address, the issue of crime/insecurity ranks eighth overall; on average across 34 countries, 5% of respondents cite it among their top three issues.

Fewer than half (48%) of respondents, on average, say their government is doing "fairly well" or "very well" in fighting crime. The Botswana government received the highest approval rating, with 77% of respondents giving it high marks, while the Egyptian government received the lowest (11%) (Figure 11).

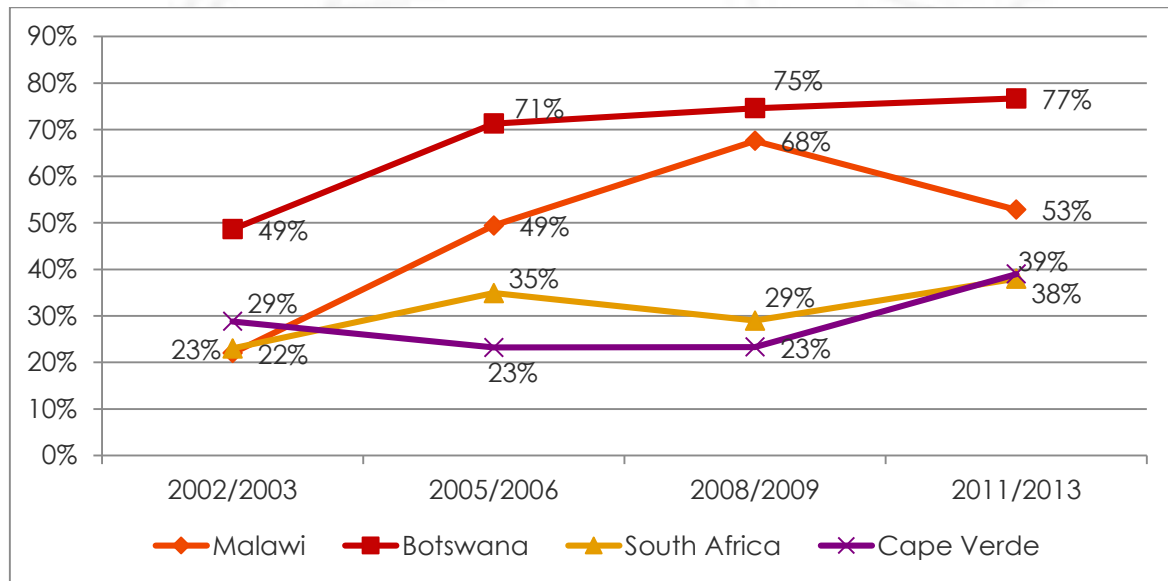
Figure 11: Government performance in fighting crime | 34 countries | 2011/2013



Respondents were asked: How well or badly would you say the current government is handling the following matters, or haven't you heard enough to say: Reducing crime? (% who say "fairly well" or "very well")

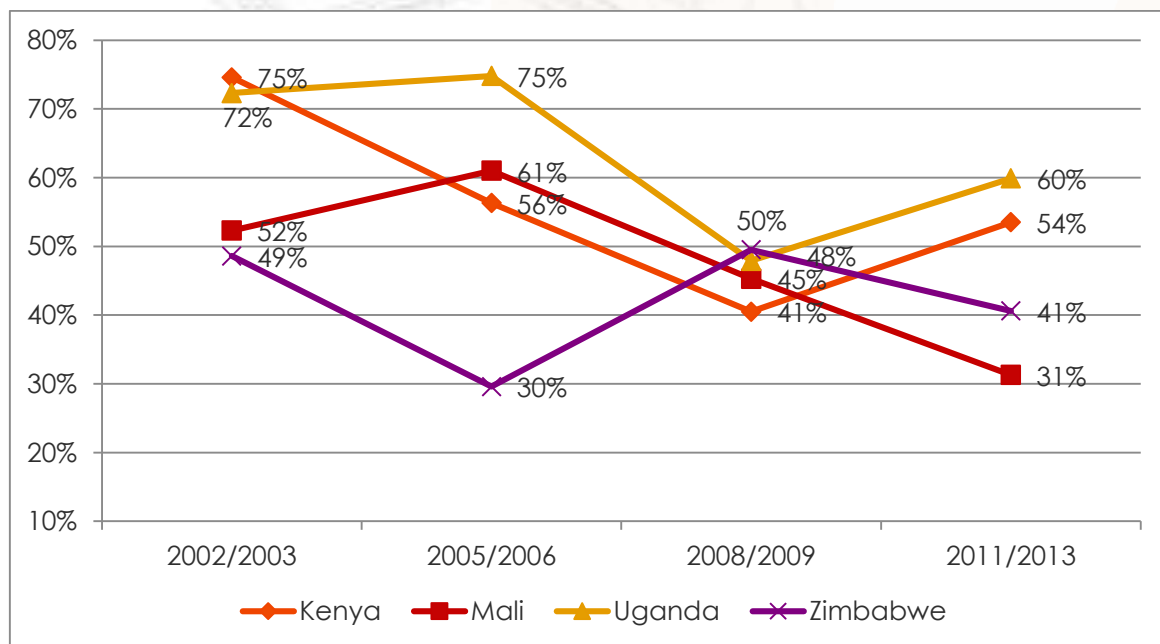
Across the 16 countries in which Afrobarometer surveys have been conducted since 2002/2003, the proportion of citizens who approve of government performance in fighting crime has only fluctuated slightly over time, averaging between 49% and 53% across the four survey cycles. But some individual countries show either positive or negative trends. Malawi has the largest increase in public approval (31 percentage points), followed by Botswana, South Africa, and Cape Verde (Figure 12), while Kenya and Mali register the largest decreases (21 percentage points) (Figure 13).

Figure 12: Government performance in fighting crime: Countries with largest increase in public approval | 2002-2013



(% saying "fairly well" or "very well")

Figure 13: Government performance in fighting crime: Countries with largest decrease in public approval | 2002-2013



(% saying "fairly well" or "very well")

To further explore this data, please visit Afrobarometer's online data analysis facility at www.afrobarometer.org/online-data-analysis.

References

Legatum Institute (2014). The 2014 Legatum prosperity report. Available at <http://www.prosperity.com/#!/ranking>.

U.S. Overseas Security Advisory Council. (2015). Crime and security report. Available at <https://www.osac.gov/pages/ContentReports.aspx?cid=2>.

Pauline M. Wambua is a MasterCard scholar pursuing a master's degree in public policy in the Department of Political Science at Michigan State University. Email: wambuapa@msu.edu

Afrobarometer is produced collaboratively by social scientists from more than 30 African countries. Coordination is provided by the Center for Democratic Development (CDD) in Ghana, the Institute for Justice and Reconciliation (IJR) in South Africa, the Institute for Development Studies (IDS) at the University of Nairobi in Kenya, and the Institute for Empirical Research in Political Economy (IREEP) in Benin. Michigan State University (MSU) and the University of Cape Town (UCT) provide technical support to the network.

Core support for Afrobarometer Rounds 5 and 6 has been provided by the UK's Department for International Development (DFID), the Mo Ibrahim Foundation, the Swedish International Development Cooperation Agency (SIDA), the United States Agency for International Development (USAID), and the World Bank.

For more information, please visit www.afrobarometer.org.

Afrobarometer Dispatch No. 57 | 9 November 2015