



Summary of results

**Afrobarometer Round 8
survey in Namibia, 2019**

**Compiled by:
Survey Warehouse**



Afrobarometer Round 8 Summary of results for Namibia, 2019

Afrobarometer, a nonprofit corporation with headquarters in Ghana, heads a pan-African, nonpartisan research network that conducts public attitude surveys on democracy, governance, economic conditions, and related issues across Africa. Seven rounds of surveys were completed in up to 38 countries between 1999 and 2018. Round 8 surveys are planned in at least 35 countries in 2019/2020. Afrobarometer conducts face-to-face interviews in the language of the respondent's choice with nationally representative samples.

Regional coordination of national partners in about 35 countries is provided by the Ghana Center for Democratic Development (CDD-Ghana), the Institute for Justice and Reconciliation (IJR) in South Africa, and the Institute for Development Studies (IDS) at the University of Nairobi in Kenya. Michigan State University (MSU) and the University of Cape Town (UCT) provide technical support to the network.

The Afrobarometer National Partner in Namibia, Survey Warehouse, interviewed a nationally representative, random, stratified probability sample of 1,200 adult Namibians between 5 to 22 August 2019. A sample of this size yields country-level results with a margin of error of +/-3 percentage points at a 95 confidence level. Previous surveys have been conducted in Namibia in 1999, 2002, 2003, 2006, 2008, 2012, 2014, and 2017. The Institute for Justice and Reconciliation (IJR) provided technical backstopping for the survey. Technical details of the survey, including descriptions of stratification and household selection, translation languages, and related information, can be found in the survey Technical Information Form that follows.

Below is an outline of the survey findings from all the questions posed to respondents. We also present the findings by some critical demographics such as gender and place of residence (urban-rural).

Financial support for Afrobarometer Round 8 has been provided by Sweden, the Mo Ibrahim Foundation, the Open Society Foundations, the William and Flora Hewlett Foundation, and the U.S. Agency for International Development (USAID) via the U.S. Institute of Peace.

Contact information:

For more information, please visit www.afrobarometer.org or contact:

Christiaan Keulder

Managing Director

Survey Warehouse

c.keulder@surveywarehouse.com.na

Tel: +264 81 127 1511

Lizl Stoman

Chief Executive Officer

Survey Warehouse

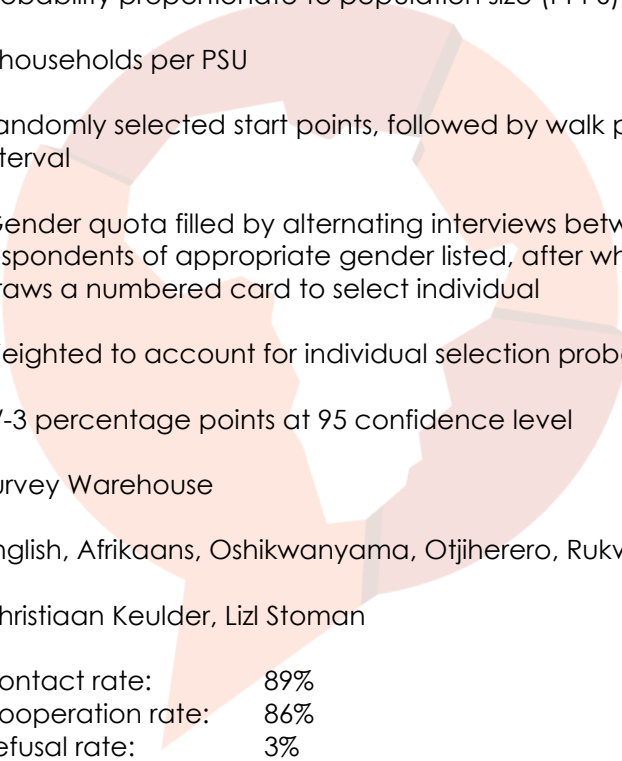
lizl@surveywarehouse.com.na

Tel: +264 81 261 6333

Table of contents

Technical information form	4
Respondents and their households.....	5
Country's overall direction and most important problems.....	11
Economic life	14
Development and international relations.....	20
Democracy and politics.....	26
Freedoms.....	32
Citizenship and participation.....	35
Rule of law.....	38
Elections.....	40
Institutions and leaders	46
Traditional leaders	53
Corruption	56
Public services and government performance	60
Taxation	66
Identity and society	69
Crime and security.....	73
Climate change	74
Media and access to information	75
Youth.....	81
Country-specific questions.....	82
Other.....	86

Technical information form



Universe:	Citizens of Namibia who are 18 years and older	
Sample design:	Nationally representative, random, clustered, stratified, multi-stage area probability sample	
Stratification:	Region and urban-rural location	
Stages:	PSUs (from strata), start points, households, respondents	
PSU selection:	Probability proportionate to population size (PPPS)	
Cluster size:	8 households per PSU	
Household selection:	Randomly selected start points, followed by walk pattern using 5/10 interval	
Respondent selection:	Gender quota filled by alternating interviews between men and women; respondents of appropriate gender listed, after which household member draws a numbered card to select individual	
Weighting:	Weighted to account for individual selection probabilities	
Margin of error:	+/-3 percentage points at 95 confidence level	
Fieldwork by:	Survey Warehouse	
Survey languages:	English, Afrikaans, Oshikwanyama, Otjiherero, Rukwangali	
Main researchers:	Christiaan Keulder, Lizl Stoman	
Outcome rates:	Contact rate:	89%
	Cooperation rate:	86%
	Refusal rate:	3%
	Response rate:	77%
Dates of fieldwork:	5 to 22 August 2019	
Sample size:	1,200	
Sampling frame:	1,417,939	
EA substitution rate:	0	

Note: All figures in the following tables are percentages, rounded to one decimal place. (Afrobarometer's general practice in most analysis and publications is to report findings rounded to whole numbers.) Due to rounding, columns may not add up to exactly 100.0. Readers are reminded that the sample size in Namibia of 1,200 yields a margin of sampling error of +/-3 percentage points at a 95% confidence level. A dash ("-") or blank cell indicates that there were no responses in this category. For Questions 1 through 100, weighted frequency distributions are reported.

Note: This presentation of findings does NOT reflect the order in which survey questions were asked during the interview. We have numbered the questions as in the questionnaire but have ordered them by topic. To see the questionnaire, please visit www.afrobarometer.org.

Respondents and their households

Demographic distribution of the sample

		Unweighted	Weighted
Gender			
	Male	50.2	50.1
	Female	49.8	49.9
Location			
	Urban	56.0	56.5
	Rural	44.0	43.5
Region			
	Zambezi	4.0	4.0
	Erongo	9.3	9.6
	Hardap	4.0	4.0
	!Karas	4.0	4.1
	Kavango West	2.7	2.9
	Kavango East	6.0	5.7
	Khomas	21.3	21.6
	Kunene	4.0	3.8
	Ohangwena	9.3	9.1
	Omaheke	3.3	3.0
	Omusati	9.3	9.6
	Oshana	8.0	8.3
	Oshikoto	8.0	7.9
	Otjozondjupa	6.7	6.4
Education			
	No formal education	7.3	7.2
	Primary	19.4	18.6
	Secondary	51.4	51.9
	Post-secondary	21.8	22.2
Religion			
	Christian	89.3	89.2
	Muslim	0.2	0.1
	Other	10.6	10.1
	Refused		

Q1. How old are you?

	Urban	Rural	Male	Female	Total
18-25	28.5	24.4	26.8	26.7	26.7
26-35	34.4	26.0	30.6	31.0	30.8
36-45	23.0	18.5	20.6	21.5	21.0
46-55	7.9	11.4	9.7	9.2	9.5
56-65	4.9	8.9	6.6	6.7	6.6
Over 65	1.3	10.7	5.7	5.0	5.4
Don't know	28.5	24.4	26.8	26.7	26.7

Q2. What is the primary language you speak in your home now?

	Urban	Rural	Male	Female	Total
English	13.7	3.6	9.3	9.3	9.3
Portuguese	0.3		0.4		0.2
Afrikaans	15.7	3.3	9.8	10.8	10.3
German	0.4		0.1	0.4	0.3
Nama/Damara	15.0	4.8	10.5	10.7	10.6
Oshiwambo (Oshindonga/Oshikwanyama)	36.6	61.9	48.1	47.0	47.6
Otjherero	6.8	7.4	5.7	8.4	7.1
Rukwangali	4.8	5.7	6.2	4.2	5.2
Rugririku/Rumanyo	1.7	4.0	2.5	2.9	2.7
Thimbukushu	0.5	1.2	1.1	0.6	0.8
Silozi	1.2	3.4	2.0	2.4	2.2
Setswana	0.1	1.4	0.6	0.8	0.7
Masubia	1.0	0.6	0.8	0.8	0.8
Other	2.1	2.6	2.9	1.7	2.3

Q81. What is your ethnic community, cultural group, or tribe?

	Urban	Rural	Male	Female	Total
Wambo	43.7	62.2	52.2	51.3	51.8
Herero	8.1	7.8	6.9	9.1	8.0
Caprivian	1.7	1.6	2.1	1.2	1.7
Kavango (Rukwangali, Rumanyo, Hambukushu)	8.3	12.4	11.1	9.1	10.1
German	1.2		0.7	0.7	0.7
Afrikaaner	6.2	0.7	3.9	3.8	3.8
Portuguese		0.2	0.2		0.1
Nama	5.8	3.9	4.7	5.3	5.0
Damara	14.4	2.7	9.0	9.6	9.3
Lozi	0.8	2.9	1.3	2.1	1.7
Subia	0.7	0.9	1.0	0.6	0.8
Coloured	3.4	0.2	2.3	1.8	2.0
Tswana	0.8	1.8	0.9	1.6	1.2
Baster	2.9	0.4	1.7	1.9	1.8
Namibian only, or "doesn't think of self in those terms"	0.4	0.3	0.3	0.3	0.3
Other	1.6	1.8	1.8	1.6	1.7
Refused to answer	0.1		0.1		0.1
Don't know	0.1			0.1	0.0

Q97. What is your highest level of education?

	Urban	Rural	Male	Female	Total
No formal schooling	2.6	10.6	6.6	5.6	6.1
Informal schooling only (including Koranic schooling)	0.2	2.2	0.8	1.4	1.1
Some primary schooling	2.9	12.8	7.4	6.9	7.2
Primary school completed	8.5	15.2	10.2	12.6	11.4
Intermediate school or Some secondary school / high school	18.8	26.7	21.7	22.8	22.3
Secondary school / high school completed	35.5	22.0	30.5	28.8	29.6
Post-secondary qualifications, other than university e.g. a diploma or degree from a polytechnic or college	10.2	5.0	8.4	7.4	7.9
Some university	10.6	1.9	7.2	6.4	6.8
University completed	8.1	3.0	5.5	6.3	5.9
Post-graduate	2.3	0.6	1.8	1.3	1.6
Don't know	0.3			0.3	0.2

Q98A. What is your religion, if any?

	Urban	Rural	Male	Female	Total
None	9.3	2.3	8.1	4.4	6.2
Christian only (i.e., respondents says only "Christian", without identifying a specific sub-group)	20.3	10.7	16.5	15.9	16.2
Roman Catholic	23.2	22.7	22.7	23.3	23.0
Anglican	9.9	24.9	15.9	17.0	16.4
Lutheran	19.3	20.3	19.3	20.2	19.8
Methodist	1.2	0.8	0.8	1.2	1.0
Baptist	1.1	0.2	0.4	1.0	0.7
Evangelical	6.2	6.0	6.9	5.4	6.1
Pentecostal (e.g., "Born Again" and/or "Saved")	3.8	1.6	1.4	4.2	2.8
Jehovah's Witness	0.3	0.3	0.4	0.2	0.3
Seventh Day Adventist	1.5	3.6	2.7	2.2	2.4
Muslim only (i.e., respondents says only "Muslim", without identifying a specific sub-group)	0.3		0.3		0.1
Traditional / ethnic religion		0.5	0.4		0.2
Atheist (Do not believe in a God)	0.1		0.1		0.1
Dutch Reformed		0.3	0.2		0.1
Church of Christ	0.1			0.1	0.1
Zionist Christian Church	0.1	0.5	0.2	0.4	0.3
Other	3.0	4.4	2.9	4.2	3.6
Refused	0.2		0.3		0.1
Don't know	0.1	0.8	0.5	0.3	0.4

Q92A. Which of these things do you personally own? [If "No":] Does anyone else in your household own one: Radio?

	Urban	Rural	Male	Female	Total
No, don't own	10.9	15.7	12.0	13.9	13.0
Yes, someone else owns	17.9	21.6	19.7	19.4	19.5
Yes, do own	71.1	62.5	68.1	66.6	67.4
Don't know	0.1	0.2	0.2	0.1	0.2

Q92B. Which of these things do you personally own? [If "No":] Does anyone else in your household own one: Television?

	Urban	Rural	Male	Female	Total
No, don't own	21.9	69.3	41.9	43.2	42.5
Yes, someone else owns	20.0	11.1	18.0	14.3	16.2
Yes, do own	57.8	17.5	38.6	41.9	40.3
Don't know	0.2	2.1	1.5	0.6	1.1

Q92C. Which of these things do you personally own? [If "No":] Does anyone else in your household own one: Motor vehicle or motorcycle?

	Urban	Rural	Male	Female	Total
No, don't own	48.0	62.5	53.4	55.3	54.3
Yes, someone else owns	24.6	24.5	22.6	26.5	24.6
Yes, do own	26.4	11.1	22.4	17.0	19.7
Refused	0.4		0.2	0.2	0.2
Don't know	0.6	2.0	1.4	1.0	1.2

Q92D. Which of these things do you personally own? [If "No":] Does anyone else in your household own one: Computer?

	Urban	Rural	Male	Female	Total
No, don't own	46.9	76.4	58.0	61.4	59.7
Yes, someone else owns	15.3	11.3	13.7	13.5	13.6
Yes, do own	36.9	9.4	26.4	23.4	24.9
Refused	0.2			0.2	0.1
Don't know	0.7	2.9	1.8	1.4	1.6

Q92E. Which of these things do you personally own? [If "No":] Does anyone else in your household own one: Bank account?

	Urban	Rural	Male	Female	Total
No, don't own	8.2	27.0	17.1	15.7	16.4
Yes, someone else owns	8.7	11.7	11.1	8.9	10.0
Yes, do own	82.4	59.6	70.5	74.5	72.5
Refused	0.2		0.3		0.1
Don't know	0.4	1.8	1.1	0.9	1.0

Q92F. Which of these things do you personally own? [If "No":] Does anyone else in your household own one: Mobile phone?

	Urban	Rural	Male	Female	Total
No, don't own	3.4	10.6	6.7	6.3	6.5
Yes, someone else owns	4.1	7.0	5.4	5.4	5.4
Yes, do own	92.4	81.1	87.5	87.5	87.5
Don't know	0.1	1.3	0.5	0.8	0.6

Q92G. Does your phone have access to the Internet?

	Urban	Rural	Male	Female	Total
No (does not have internet access)	28.7	55.4	39.7	40.9	40.3
Yes (has internet)	63.7	25.6	47.6	46.6	47.1
Not applicable	7.6	18.9	12.5	12.5	12.5
Don't know		0.1	0.1		0.1

Q92H. How often do you use: A mobile phone?

	Urban	Rural	Male	Female	Total
Never	1.9	9.7	5.2	5.4	5.3
Less than once a month	0.1	1.2	0.6	0.5	0.6
A few times a month	0.7	1.7	0.7	1.5	1.1
A few times a week	2.2	4.4	2.4	3.9	3.1
Every day	95.1	82.3	90.7	88.4	89.5
Don't know		0.7	0.4	0.3	0.3

Q92I. How often do you use: The Internet?

	Urban	Rural	Male	Female	Total
Never	25.4	68.3	42.2	45.9	44.0
Less than once a month	4.1	4.8	4.4	4.4	4.4
A few times a month	7.4	6.1	8.1	5.6	6.9
A few times a week	18.6	11.5	14.6	16.5	15.5
Every day	43.6	8.0	29.7	26.5	28.1
Refused	0.1			0.2	0.1
Don't know	0.8	1.3	1.1	0.9	1.0

Q93A. What is your main source of water for household use?

	Urban	Rural	Male	Female	Total
Piped water into dwelling	61.2	25.9	46.4	45.3	45.8
Piped water into yard, plot or compound	18.2	27.8	22.5	22.3	22.4
Public tap or standpipe	17.9	21.7	18.3	20.9	19.6
Tubewell or borehole	0.6	12.8	6.3	5.5	5.9
Protected dug well		1.4	0.9	0.4	0.6
Unprotected dug well	0.5	1.9	1.4	0.8	1.1
Protected spring		0.2	0.2		0.1
Purchased from a cart with a small tank or drum		0.4		0.4	0.2
Purchased from a tanker truck	0.2			0.2	0.1
Surface water, like a river, dam, lake, pond, stream, canal or irrigation channel	1.0	6.4	3.3	3.4	3.4
Other	0.3	1.5	0.9	0.8	0.8
Refused	0.1			0.2	0.1

Q93B. Do you have a toilet, water closet or latrine available for your use? [If yes] Is it inside your house, inside your compound, or outside your compound, or is there none available?

	Urban	Rural	Male	Female	Total
No latrine	15.1	56.8	31.8	34.7	33.3
Inside the house	56.5	13.6	38.9	36.7	37.8
Inside the compound	14.9	10.3	12.0	13.8	12.9
Outside the compound	13.4	19.3	17.3	14.7	16.0

Q94A. Do you have an electric connection to your home from Nampower?

	Urban	Rural	Male	Female	Total
No	22.2	75.5	44.0	46.8	45.4
Yes	77.8	24.5	56.0	53.2	54.6

Q94B. [If yes to Q94A] How often is electricity actually available from this connection?

	Urban	Rural	Male	Female	Total
Never	2.3	0.8	2.3	0.9	1.6
Occasionally	1.9	1.0	1.8	1.4	1.6
About half of the time	1.0	0.2	0.6	0.7	0.6
Most of the time	10.7	5.6	8.9	8.0	8.4
All of the time	61.9	16.9	42.4	42.3	42.3
Not Applicable	22.2	75.5	44.0	46.8	45.4

Q94C. Does your house use electric power from any source other than Nampower?

	Urban	Rural	Male	Female	Total
No	88.2	82.4	85.5	85.8	85.7
Yes	11.5	17.6	14.5	13.9	14.2
Don't Know	0.3			0.3	0.1

Q94D. [If yes to Q94C] What is the source of the electricity for this connection?

	Urban	Rural	Male	Female	Total
Batteries or power bank	2.6	3.0	2.9	2.6	2.8
Generator	1.6	0.8	1.2	1.3	1.2
Solar panels	2.8	13.2	7.2	7.4	7.3
Hydro power	2.9	0.7	1.8	2.0	1.9
Biogas	0.2		0.2		0.1
Other	0.9		0.7	0.4	0.5
Multiple sources	0.3		0.2	0.2	0.2
Not Applicable	88.5	82.4	85.5	86.1	85.8
Don't know	0.3		0.3		0.2

Q94E. [If yes to Q94C] Is the electricity source owned by your household, or does it come from outside of your household?

	Urban	Rural	Male	Female	Total
Owned by household	10.7	16.6	13.8	12.7	13.3
Owned outside of household	0.3	1.0	0.4	0.9	0.6
Get power from sources both within and outside of household	0.4		0.2	0.3	0.2
Not Applicable	88.5	82.4	85.5	86.1	85.8
Don't know	0.1		0.1	0.0	0.1

Country's overall direction and most important problems

Q3. Let's start with your general view about the current direction of our country. Some people might think the country is going in the wrong direction. Others may feel it is going in the right direction. So let me ask YOU about the overall direction of the country: Would you say that the country is going in the wrong direction or going in the right direction?

	Urban	Rural	Male	Female	Total
Going in the wrong direction	82.7	77.8	80.0	81.2	80.6
Going in the right direction	15.2	20.2	18.5	16.3	17.4
Refused		0.1	0.1		0.1
Don't know	2.1	1.8	1.4	2.5	1.9

Q48. (1st Response) In your opinion, what are the most important problems facing this country that government should address?

	Urban	Rural	Male	Female	Total
Nothing/ no problems	0.1	0.2	0.3		0.2
Management of the economy	4.2	3.4	4.4	3.3	3.9
Wages, incomes and salaries	1.6	1.3	1.4	1.5	1.5
Unemployment	35.1	22.8	30.6	28.9	29.7
Poverty/destitution	6.5	10.3	8.9	7.4	8.1
Rates and Taxes	0.9	0.1	0.7	0.5	0.6
Loans / credit	0.8	0.8	0.6	1.0	0.8
Farming/agriculture	1.0	0.8	1.4	0.4	0.9
Food shortage/famine	2.3	7.7	3.3	6.1	4.7
Drought	5.6	16.8	8.9	12.1	10.5
Land	4.0	0.6	2.6	2.5	2.5
Transportation	0.1		0.2		0.1
Communications	0.2	0.4		0.6	0.3
Infrastructure / roads	1.4	1.2	1.2	1.4	1.3
Education	7.2	4.0	6.1	5.6	5.8
Housing	3.8	0.1	2.5	1.9	2.2
Electricity	2.2	4.9	3.0	3.8	3.4
Water supply	3.6	11.4	7.4	6.6	7.0
Orphans/street children/homeless children	0.1	0.4	0.1	0.4	0.2
Services (other)	1.2	1.0	1.0	1.3	1.1
Health	3.0	3.9	2.9	3.9	3.4
Crime and Security	4.6	2.3	3.2	4.0	3.6
Corruption	7.7	2.9	6.6	4.7	5.6
Discrimination/ inequality	0.1	0.3	0.2	0.2	0.2
Gender issues / women's rights		0.4	0.2	0.2	0.2
Democracy/political rights	0.5		0.6		0.3
Civil war	0.2		0.2		0.1
Climate change	0.2			0.2	0.1
Other responses	0.8	1.1	0.9	0.9	0.9
Refused	0.6	0.9	0.6	0.8	0.7

Q48. (2nd Response) In your opinion, what are the most important problems facing this country that government should address?

	Urban	Rural	Male	Female	Total
Management of the economy	3.7	2.4	3.5	2.8	3.1
Wages, incomes and salaries	3.6	2.1	2.9	3.1	3.0
Unemployment	16.4	14.7	15.1	16.3	15.7
Poverty/destitution	7.0	7.2	7.9	6.2	7.1
Rates and Taxes	0.4		0.2	0.3	0.2
Loans / credit	2.3	1.2	2.6	1.1	1.9
Farming/agriculture	0.7	0.5	1.1	0.1	0.6
Food shortage/famine	1.7	6.6	4.3	3.4	3.8
Drought	6.5	13.9	8.7	10.7	9.7
Land	4.5	2.5	3.5	3.6	3.6
Transportation	0.1	0.2	0.1	0.2	0.2
Communications	0.3	0.7	0.6	0.3	0.5
Infrastructure / roads	3.9	1.8	3.2	2.8	3.0
Education	9.7	4.2	7.1	7.5	7.3
Housing	4.7	1.4	2.9	3.7	3.3
Electricity	3.5	8.2	6.8	4.3	5.6
Water supply	4.9	11.8	7.6	8.1	7.9
Orphans/street children/homeless children	0.5	0.7	0.7	0.6	0.6
Services (other)	1.8	1.7	1.5	2.0	1.7
Health	4.7	5.0	4.4	5.3	4.8
AIDS	0.5	0.2	0.5	0.2	0.3
Sickness / Disease	0.3			0.3	0.2
Crime and Security	4.9	2.8	3.1	4.9	4.0
Corruption	5.0	5.1	4.4	5.8	5.1
Political instability/political divisions/ ethnic tensions	0.3		0.3	0.1	0.2
Discrimination/ inequality	0.9	0.5	0.6	0.8	0.7
Gender issues / women's rights	0.7	0.2	0.5	0.4	0.5
Democracy/political rights	0.4		0.3	0.2	0.2
Other responses	1.7	1.2	1.3	1.6	1.5
No further reply	4.3	3.2	4.2	3.4	3.8

Q48. (3RD Response) In your opinion, what are the most important problems facing this country that government should address?

	Urban	Rural	Male	Female	Total
Management of the economy	3.0	1.8	1.8	3.2	2.5
Wages, incomes and salaries	1.7	2.5	2.1	1.9	2.0
Unemployment	8.8	11.2	10.1	9.5	9.8
Poverty/destitution	5.9	8.1	6.2	7.5	6.9
Rates and Taxes	0.8	0.4	0.8	0.4	0.6
Loans / credit	1.5	0.7	0.9	1.4	1.1
Farming/agriculture	0.9	1.8	1.3	1.3	1.3
Food shortage/famine	2.0	3.8	2.4	3.2	2.8
Drought	8.7	11.1	9.5	10.0	9.7
Land	10.1	2.4	6.9	6.6	6.7
Transportation	0.4	1.1	0.7	0.6	0.7
Communications		1.3	0.6	0.5	0.6
Infrastructure / roads	2.9	4.6	4.3	3.0	3.6
Education	4.7	8.7	6.2	6.7	6.4
Housing	4.6	1.4	2.5	3.9	3.2
Electricity	3.4	5.6	4.7	4.0	4.4
Water supply	2.3	7.3	5.1	3.9	4.5
Orphans/street children/homeless children	1.6	1.1	1.2	1.7	1.4
Services (other)	1.3	0.8	1.0	1.2	1.1
Health	6.5	5.0	5.8	5.8	5.8
AIDS	0.2		0.2		0.1
Sickness / Disease	0.2	0.4	0.6		0.3
Crime and Security	5.6	2.2	4.1	4.1	4.1
Corruption	8.0	4.4	7.4	5.5	6.4
Political instability/political divisions/ ethnic tensions	0.6	0.2	0.4	0.5	0.5
Discrimination/ inequality	0.1	0.6		0.7	0.4
Gender issues / women's rights	0.2	0.2	0.2	0.3	0.2
Democracy/political rights	0.4	0.1	0.1	0.5	0.3
Agricultural marketing	0.1			0.1	0.1
Climate change	0.3		0.1	0.2	0.2
Other responses	1.7	0.6	1.2	1.2	1.2
No further reply	11.5	10.4	11.4	10.7	11.0

Economic life

Let's discuss economic conditions.

Q4A. In general, how would you describe the present economic condition of this country?

	Urban	Rural	Male	Female	Total
Very bad	44.2	43.7	45.2	42.8	44.0
Fairly bad	28.3	28.9	28.1	29.0	28.6
Neither good nor bad	10.8	9.4	10.1	10.3	10.2
Fairly good	12.2	10.5	9.4	13.6	11.5
Very good	4.0	5.7	5.9	3.6	4.7
Don't know	0.4	1.9	1.3	0.8	1.1

Q4B. In general, how would you describe your own present living conditions?

	Urban	Rural	Male	Female	Total
Very bad	24.8	40.3	31.6	31.4	31.5
Fairly bad	21.9	23.5	22.9	22.3	22.6
Neither good nor bad	18.8	12.4	14.4	17.6	16.0
Fairly good	26.0	17.0	23.0	21.1	22.1
Very good	8.3	5.2	7.2	6.8	7.0
Don't know	0.3	1.7	1.0	0.8	0.9

Q6A. Looking back, how do you rate economic conditions in this country compared to 12 months ago?

	Urban	Rural	Male	Female	Total
Much worse	20.5	29.7	24.0	25.0	24.5
Worse	37.2	29.1	34.2	33.2	33.7
Same	18.1	13.0	16.0	15.7	15.9
Better	20.7	21.6	20.0	22.1	21.1
Much better	3.1	5.2	4.6	3.5	4.0
Don't know	0.5	1.4	1.2	0.5	0.9

Q6B. Looking ahead, do you expect economic conditions in this country to be better or worse in 12 months' time?

	Urban	Rural	Male	Female	Total
Much worse	23.8	26.6	25.1	25.0	25.1
Worse	24.6	19.3	23.4	21.1	22.2
Same	14.7	12.8	14.0	13.7	13.9
Better	26.8	21.4	23.4	25.5	24.4
Much better	6.1	10.7	7.6	8.6	8.1
Don't know	4.1	9.1	6.5	6.1	6.3

Q7A. Over the past year, how often, if ever, have you or anyone in your family gone without: Enough food to eat?

	Urban	Rural	Male	Female	Total
Never	47.0	32.3	42.8	38.5	40.6
Just once or twice	20.9	25.0	21.1	24.3	22.7
Several times	23.2	24.3	21.2	26.1	23.7
Many times	8.0	15.6	13.1	9.5	11.3
Always	0.9	2.0	1.2	1.5	1.4
Don't know		0.8	0.5	0.2	0.3

Q7B. Over the past year, how often, if ever, have you or anyone in your family gone without: Enough clean water for home use?

	Urban	Rural	Male	Female	Total
Never	63.3	47.5	56.1	56.8	56.4
Just once or twice	17.1	20.0	18.6	18.1	18.4
Several times	11.2	20.6	14.4	16.2	15.3
Many times	6.1	8.7	8.3	6.2	7.3
Always	1.9	2.6	2.1	2.4	2.2
Don't know	0.3	0.6	0.5	0.3	0.4

Q7C. Over the past year, how often, if ever, have you or anyone in your family gone without: Medicines or medical treatment?

	Urban	Rural	Male	Female	Total
Never	48.7	41.6	44.9	46.3	45.6
Just once or twice	25.6	20.3	24.6	21.9	23.3
Several times	17.0	22.9	20.1	19.1	19.6
Many times	7.1	12.1	8.3	10.3	9.3
Always	1.3	2.6	1.4	2.3	1.8
Refused	0.2		0.3		0.1
Don't know	0.1	0.6	0.5	0.2	0.3

Q7D. Over the past year, how often, if ever, have you or anyone in your family gone without: Enough fuel to cook your food?

	Urban	Rural	Male	Female	Total
Never	53.0	51.8	53.9	51.1	52.5
Just once or twice	19.9	20.9	20.9	19.7	20.3
Several times	18.6	18.3	16.9	20.1	18.5
Many times	6.8	6.1	6.8	6.2	6.5
Always	1.5	2.0	0.9	2.5	1.7
Refused		0.2	0.2		0.1
Don't know	0.1	0.6	0.4	0.3	0.3

Q7E. Over the past year, how often, if ever, have you or anyone in your family gone without: A cash income?

	Urban	Rural	Male	Female	Total
Never	31.7	22.9	27.8	28.0	27.9
Just once or twice	17.3	10.1	14.9	13.5	14.2
Several times	28.1	23.8	25.5	26.9	26.2
Many times	17.9	29.8	23.0	23.1	23.0
Always	5.0	12.8	8.4	8.4	8.4
Don't know		0.6	0.4	0.2	0.3

Q5. How often, if ever, are people like you treated unfairly by the government based on your economic status, that is, how rich or poor you are?

	Urban	Rural	Male	Female	Total
Never	40.8	48.0	42.2	45.6	43.9
Sometimes	33.1	29.5	31.0	32.0	31.5
Often	12.6	11.2	15.0	9.1	12.0
Always	12.1	9.3	10.7	11.1	10.9
Don't know	1.4	2.0	1.2	2.2	1.7

Q95A. Do you have a job that pays a cash income? [If "Yes":] Is it full time or part time? [If "No":] Are you currently looking for a job?

	Urban	Rural	Male	Female	Total
No (not looking)	20.6	38.8	27.5	29.4	28.5
No (looking)	32.7	38.9	35.7	35.1	35.4
Yes, part time	8.6	7.3	8.8	7.3	8.1
Yes, full time	37.8	14.9	27.6	28.0	27.8
Refused	0.2	0.1	0.3		0.1
Don't know	0.1			0.2	0.1

Q95B. If you have paid employment, that is, regular employment for which you receive something like an hourly wage or a regular salary, are you required to pay an income tax, that is, a tax deducted from your wages by your employer?

	Urban	Rural	Male	Female	Total
No, not required to pay	15.6	11.7	14.1	13.7	13.9
Yes, required to pay	30.8	10.5	22.2	21.6	21.9
Not applicable	53.6	77.8	63.6	64.7	64.1
Don't know	0.1		0.1		0.1

Q95C. What is your main occupation? [If unemployed, retired, or disabled:] What was your last main occupation?

	Urban	Rural	Male	Female	Total
Never had a job	16.6	39.4	22.6	30.5	26.5
Student	14.4	9.6	14.4	10.2	12.3
Housewife / homemaker	2.7	5.1	1.0	6.5	3.7
Agriculture / farming / fishing / forestry	2.1	5.6	4.9	2.4	3.6
Trader / hawker / vendor	2.8	3.2	2.3	3.7	3.0
Retail / Shop	10.2	4.0	6.0	8.9	7.5
Unskilled manual worker (e.g., cleaner, laborer, domestic help, unskilled manufacturing worker)	13.7	16.4	16.6	13.1	14.9
Artisan or skilled manual worker (e.g., trades like electrician, mechanic, machinist or skilled manufacturing worker)	9.4	4.2	12.5	1.8	7.1
Clerical or secretarial	2.8	0.2	0.2	3.1	1.7
Supervisor / Foreman / Senior Manager	2.6	0.4	1.3	2.0	1.7
Security services (police, army, private security)	6.3	4.2	7.1	3.6	5.4
Mid-level professional (e.g., teacher, nurse, mid-level government officer)	8.0	4.7	4.6	8.6	6.6
Upper-level professional (e.g., banker/finance, doctor, lawyer, engineer, accountant, professor, senior-level government)	6.0	1.0	4.7	3.0	3.8
Other	2.2	1.7	1.7	2.3	2.0
Refused	0.2	0.2	0.2	0.2	0.2

Q95D. Do you work for yourself, for someone else in the private sector or the non-governmental sector, or for government? [If respondent indicated in Q95C that they were unemployed, retired, or disabled:] In your last job, did you work for yourself, for someone else in the private sector or the non-governmental sector, or for government?

	Urban	Rural	Male	Female	Total
Works for self	8.0	10.1	10.3	7.6	8.9
Private sector	37.3	20.4	33.3	26.6	30.0
Non-governmental organizations / Civil society sector	6.1	4.8	6.1	4.9	5.5
Government	14.4	10.3	11.9	13.3	12.6
Not applicable	33.7	54.1	38.0	47.2	42.6
Refused	0.2		0.2		0.1
Don't know	0.4	0.3	0.2	0.4	0.3

Q96A. What is the main way that decisions are made about how to use any money that you have or earn, for example from a job, a business, selling things or other activities?

	Urban	Rural	Male	Female	Total
You make the decisions yourself	59.4	55.0	60.9	54.0	57.5
Your spouse makes the decisions	4.9	6.0	3.7	7.1	5.4
You make the decisions jointly with your spouse	13.9	12.3	9.8	16.6	13.2
You make the decisions jointly with other family members	10.4	11.2	11.9	9.6	10.8
Other family members make the decisions without you	7.9	10.7	9.2	9.0	9.1
None of the above / Some other response	0.5	0.1	0.4	0.3	0.3
Not applicable, no earnings	2.9	4.2	3.9	3.0	3.5
Don't know	0.1	0.4	0.1	0.4	0.2

Q96B. Who is the head of this household, that is, the person who has primary responsibility for making decisions on behalf of the household?

	Urban	Rural	Male	Female	Total
You [respondent]	51.7	48.4	60.5	40.0	50.3
Respondent's spouse	14.3	14.7	2.2	26.7	14.4
Respondent's father	9.4	13.5	10.4	12.0	11.2
Respondent's mother	10.7	9.0	11.4	8.6	10.0
Respondent's son	0.5		0.5		0.3
Respondent's daughter	0.4	0.2	0.2	0.5	0.3
Respondent's grandfather	0.8	4.5	2.8	2.0	2.4
Respondent's grandmother	1.1	4.3	3.9	1.1	2.5
Another male relative	4.4	1.9	3.8	2.8	3.3
Another female relative	5.0	1.6	3.1	3.9	3.5
Someone else	1.6	1.8	1.2	2.2	1.7
More than one person	0.1			0.2	0.1

**Q96C. What is the main occupation of the head of the household? [If unemployed, retired, or disabled:]
What was his or her last main occupation?**

	Urban	Rural	Male	Female	Total
Never had a job	3.4	12.5	6.4	8.3	7.4
Student	2.0	0.3	1.1	1.5	1.3
Housewife / homemaker	1.0	1.9	1.5	1.3	1.4
Agriculture / farming / fishing / forestry	1.5	5.1	2.1	4.0	3.1
Trader / hawker / vendor	3.1	1.8	2.4	2.7	2.6
Retail / Shop	2.7	1.0	1.0	2.8	1.9
Unskilled manual worker (e.g., cleaner, laborer, domestic help, unskilled manufacturing worker)	9.5	8.2	7.4	10.5	9.0
Artisan or skilled manual worker (e.g., trades like electrician, mechanic, machinist or skilled manufacturing worker)	6.4	4.0	4.1	6.6	5.4
Clerical or secretarial	1.0	0.3	0.6	0.8	0.7
Supervisor / Foreman / Senior Manager	2.6	1.1	1.4	2.5	2.0
Security services (police, army, private security)	3.9	4.2	3.0	5.1	4.0
Mid-level professional (e.g., teacher, nurse, mid-level government officer)	4.5	4.5	3.7	5.4	4.5
Upper-level professional (e.g., banker/finance, doctor, lawyer, engineer, accountant, professor, senior-level government)	1.8	0.6	0.7	1.8	1.2
Other	4.0	5.3	3.5	5.7	4.6
Not Applicable	51.7	48.4	60.5	40.0	50.3
Refused	0.4			0.4	0.2
Don't know	0.4	0.7	0.4	0.6	0.5

Development and international relations

See related question(s) under “Public services and government performance.”

Now let's talk about how our country should relate to other countries in Southern Africa and in the world.

Q61. Which of the following statements is closest to your view?

Statement 1: People living in Southern Africa should be able to move freely across international borders in order to trade or work in other countries.

Statement 2: In order to protect their own citizens, governments should limit the cross-border movement of people and goods.

	Urban	Rural	Male	Female	Total
Agree very strongly with 1	22.7	21.6	25.3	19.2	22.2
Agree with 1	27.6	26.8	25.8	28.7	27.3
Agree with 2	20.3	17.9	20.7	17.8	19.3
Agree very strongly with 2	26.6	27.8	25.2	29.1	27.1
Agree with neither	1.3	1.1	0.9	1.5	1.2
Refused	0.6	0.3	0.1	0.9	0.5
Don't know	0.8	4.4	1.9	2.9	2.4

Q62. In your opinion, how easy or difficult is it for people in Southern Africa to cross international borders in order to work or trade in other countries, or haven't you heard enough to say?

	Urban	Rural	Male	Female	Total
Very difficult	19.1	21.3	20.0	20.2	20.1
Difficult	31.2	32.3	33.6	29.7	31.7
Easy	29.3	19.3	25.7	24.1	24.9
Very easy	7.5	4.8	6.9	5.8	6.3
Never try	5.8	9.1	5.8	8.7	7.3
Refused	0.5	0.3	0.1	0.7	0.4
Don't know	6.6	12.9	7.8	10.9	9.3

Q66. Which of the following statements is closest to your view?

Statement 1: In order to develop, our country must rely on trade with the rest of the world, including by opening our borders to foreign imports.

Statement 2: In order to develop, our country must rely on local production and protect local producers from foreign competition.

	Urban	Rural	Male	Female	Total
Agree very strongly with 1	21.2	21.4	21.8	20.8	21.3
Agree with 1	30.5	27.8	30.0	28.6	29.3
Agree with 2	20.8	20.8	19.7	21.9	20.8
Agree very strongly with 2	22.5	23.3	22.7	22.9	22.8
Agree with neither	1.8	1.9	2.2	1.5	1.9
Refused	0.2	0.1		0.3	0.2
Don't know	3.0	4.7	3.5	4.0	3.7

Q67. Which of the following statements is closest to your view?

Statement 1: The government should only allow citizens and companies of our own country to trade in consumer goods, even if this means we will have fewer goods or higher prices.

Statement 2: The government should continue to permit foreigners and foreign corporations to set up retail shops in this country to ensure we have a wide choice of low-cost consumer goods.

	Urban	Rural	Male	Female	Total
Agree very strongly with 1	16.2	15.4	14.5	17.2	15.9
Agree with 1	28.3	23.5	27.4	25.1	26.2
Agree with 2	29.0	24.8	26.7	27.6	27.2
Agree very strongly with 2	22.6	28.5	26.7	23.7	25.2
Agree with neither	1.1	2.3	1.6	1.7	1.6
Refused	0.3	0.1		0.4	0.2
Don't know	2.4	5.4	3.1	4.3	3.7

Q63. Which of the following statements is closest to your view?

Statement 1: It is important that as an independent nation, we finance development from our own resources, even if it means paying more taxes.

Statement 2: We should use external loans for the development of the country, even if it increases our indebtedness to foreign countries and institutions.

	Urban	Rural	Male	Female	Total
Agree very strongly with 1	22.8	22.7	24.7	20.7	22.7
Agree with 1	38.7	31.6	33.2	38.1	35.6
Agree with 2	19.4	19.7	21.3	17.7	19.5
Agree very strongly with 2	14.6	15.3	14.5	15.3	14.9
Agree with neither	2.3	2.4	2.5	2.2	2.3
Refused	0.3	0.4	0.2	0.6	0.4
Don't know	1.9	7.9	3.6	5.4	4.5

Q64A. Which of the following statements is closest to your view?

Statement 1: When other countries give loans or development assistance to Namibia, they should enforce strict requirements on how the funds are spent.

Statement 2: When other countries give Namibia loans or development assistance, they should allow our government to make its own decisions about how to use the resources.

	Urban	Rural	Male	Female	Total
Agree very strongly with 1	18.6	16.1	18.1	16.9	17.5
Agree with 1	29.1	23.7	27.8	25.7	26.8
Agree with 2	22.2	25.0	24.2	22.6	23.4
Agree very strongly with 2	26.3	28.4	25.8	28.5	27.2
Agree with neither	1.8	1.6	1.0	2.4	1.7
Refused	0.3	0.3	0.1	0.6	0.3
Don't know	1.7	4.8	2.9	3.2	3.1

Q64B. Which of the following statements is closest to your view?

Statement 1: When other countries give loans or development assistance to Namibia, they should enforce strict requirements to make sure our government promotes democracy and respects human rights.

Statement 2: Even if other countries give Namibia loans or development assistance, our government should make its own decisions about democracy and human rights.

	Urban	Rural	Male	Female	Total
Agree very strongly with 1	19.5	18.2	20.8	17.1	18.9
Agree with 1	28.9	28.0	28.4	28.6	28.5
Agree with 2	22.5	24.8	23.0	24.0	23.5
Agree very strongly with 2	23.9	22.9	23.7	23.2	23.5
Agree with neither	2.6	0.9	1.1	2.7	1.9
Refused	0.6	0.3	0.1	0.8	0.5
Don't know	2.1	4.8	3.0	3.6	3.3

Q65A. To your knowledge, does China give loans or development assistance to our country's government, or haven't you had a chance to hear about this?

	Urban	Rural	Male	Female	Total
No	18.3	24.7	19.3	22.9	21.1
Yes	57.5	44.2	55.6	47.8	51.7
Refused	0.4		0.2	0.3	0.2
Don't know	23.8	31.1	24.9	29.0	27.0

Q65B. [If yes on Q65A] Do you think that our government is required to repay China for the loans and development assistance it provides to Namibia, or haven't you heard enough to say?

	Urban	Rural	Male	Female	Total
No	6.6	6.0	6.3	6.4	6.3
Yes	46.2	33.3	44.4	36.7	40.6
Not applicable	42.5	55.8	44.4	52.2	48.3
Refused	0.2		0.2		0.1
Don't know	4.5	4.9	4.6	4.7	4.7

Q65C. [If yes on Q65A] Do you think our government has borrowed too much money from China, or haven't you heard enough to say?

	Urban	Rural	Male	Female	Total
No	2.5	3.7	2.7	3.4	3.1
Yes	48.1	30.6	44.4	36.6	40.5
Not applicable	42.5	55.8	44.4	52.2	48.3
Refused		0.2		0.2	0.1
Don't know	6.8	9.7	8.4	7.7	8.1

Q65D. [If yes on Q65A] When the government of China gives loans or development assistance to Namibia, do you think they put more requirements or fewer requirements on our government compared to other donor countries, or haven't you heard enough to say?

	Urban	Rural	Male	Female	Total
Far fewer requirements	5.2	4.6	6.0	3.8	4.9
Somewhat fewer requirements	8.9	9.2	11.8	6.3	9.0
About the same number of requirements	11.1	7.6	9.5	9.6	9.6
Somewhat more requirements	7.6	6.3	8.2	5.8	7.0
Many more requirements	12.5	5.3	8.3	10.5	9.4
Not applicable	42.5	55.8	44.4	52.2	48.3
Don't know	12.3	11.2	11.8	11.8	11.8

Q69B. How much influence do you think China's economic activities in Namibia have on our economy, or haven't you heard enough to say?

	Urban	Rural	Male	Female	Total
None	7.8	6.0	6.8	7.3	7.0
A little	11.8	8.5	10.4	10.2	10.3
Some	19.6	18.3	20.0	18.1	19.0
A lot	44.5	38.4	41.2	42.5	41.8
Refused		0.2		0.2	0.1
Don't know	16.3	28.8	21.7	21.8	21.7

Q69A. In your opinion, which of the following countries, if any, would be the best model for the future development of our country, or is there some other country in Africa or elsewhere, that should be our model?

	Urban	Rural	Male	Female	Total
None of these / There is no role model	3.4	2.6	2.1	4.0	3.1
United States	19.5	14.2	19.2	15.2	17.2
China	11.1	11.3	11.4	10.9	11.2
Britain	12.7	9.6	11.9	10.8	11.3
South Africa	38.3	37.7	36.9	39.2	38.1
Ethiopia	1.2	1.1	0.8	1.5	1.2
We should follow our own country's model	9.5	13.3	11.4	10.9	11.2
Other country	0.5	1.8	1.3	0.9	1.1
Refused	0.2		0.1	0.1	0.1
Don't know	3.6	8.4	4.9	6.5	5.7

Q70A. In general, do you think that the economic and political influence of each of the following organizations on Namibia is mostly positive, mostly negative, or haven't you heard enough to say: African Union?

	Urban	Rural	Male	Female	Total
Very negative	5.8	6.2	5.5	6.5	6.0
Somewhat negative	7.6	4.3	6.2	6.1	6.2
Neither positive nor negative	12.5	7.8	9.3	11.7	10.5
Somewhat positive	27.3	20.6	25.7	23.1	24.4
Very positive	27.5	30.5	31.5	26.1	28.8
Refused	0.1	0.3	0.2	0.2	0.2
Don't know	19.0	30.3	21.6	26.3	23.9

Q70B. In general, do you think that the economic and political influence of each of the following organizations on Namibia is mostly positive, mostly negative, or haven't you heard enough to say: SADC?

	Urban	Rural	Male	Female	Total
Very negative	2.8	4.8	2.7	4.7	3.7
Somewhat negative	9.2	3.4	6.8	6.6	6.7
Neither positive nor negative	10.1	8.6	9.2	9.7	9.4
Somewhat positive	28.3	22.8	24.6	27.2	25.9
Very positive	33.7	33.4	37.8	29.4	33.6
Refused	0.1	0.1	0.2		0.1
Don't know	15.7	26.9	18.8	22.4	20.6

Q70C. In general, do you think that the economic and political influence of each of the following organizations on Namibia is mostly positive, mostly negative, or haven't you heard enough to say: United Nations agencies?

	Urban	Rural	Male	Female	Total
Very negative	2.5	4.7	3.2	3.7	3.5
Somewhat negative	7.3	3.6	5.2	6.2	5.7
Neither positive nor negative	11.4	8.1	9.7	10.2	10.0
Somewhat positive	29.1	22.4	26.8	25.5	26.1
Very positive	32.5	33.3	35.7	30.0	32.9
Refused	0.1	0.3	0.2	0.2	0.2
Don't know	17.1	27.7	19.1	24.2	21.7

Q70D. And what about the following countries? Do you think that the economic and political influence of each of the following countries on Namibia is mostly positive, mostly negative, or haven't you heard enough to say: Germany?

	Urban	Rural	Male	Female	Total
Very negative	9.2	10.8	9.1	10.7	9.9
Somewhat negative	8.4	5.7	7.1	7.3	7.2
Neither positive nor negative	10.9	10.5	11.6	9.9	10.7
Somewhat positive	26.3	24.0	25.6	24.9	25.3
Very positive	28.2	24.4	27.4	25.7	26.6
Refused	0.5		0.6		0.3
Don't know	16.5	24.7	18.6	21.5	20.1

Q70E. And what about the following countries? Do you think that the economic and political influence of each of the following countries on Namibia is mostly positive, mostly negative, or haven't you heard enough to say: China?

	Urban	Rural	Male	Female	Total
Very negative	11.8	11.9	10.3	13.5	11.9
Somewhat negative	12.8	8.6	9.8	12.2	11.0
Neither positive nor negative	12.9	15.7	12.6	15.5	14.1
Somewhat positive	25.2	21.9	25.9	21.7	23.8
Very positive	27.0	21.7	26.5	22.9	24.7
Refused	0.2		0.3		0.1
Don't know	10.1	20.2	14.7	14.3	14.5

Q70F. And what about the following countries? Do you think that the economic and political influence of each of the following countries on Namibia is mostly positive, mostly negative, or haven't you heard enough to say: United States?

	Urban	Rural	Male	Female	Total
Very negative	6.5	9.7	6.2	9.6	7.9
Somewhat negative	8.1	4.5	6.1	7.0	6.5
Neither positive nor negative	14.3	11.9	11.2	15.3	13.3
Somewhat positive	31.5	25.7	30.0	28.0	29.0
Very positive	24.8	25.0	28.9	20.9	24.9
Refused	0.6		0.7		0.4
Don't know	14.1	23.3	16.9	19.3	18.1

Q70G. And what about the following countries? Do you think that the economic and political influence of each of the following countries on Namibia is mostly positive, mostly negative, or haven't you heard enough to say: South Africa?

	Urban	Rural	Male	Female	Total
Very negative	5.0	5.9	4.5	6.4	5.4
Somewhat negative	8.4	2.7	6.5	5.3	5.9
Neither positive nor negative	7.3	8.5	6.5	9.1	7.8
Somewhat positive	29.5	25.4	25.5	29.8	27.7
Very positive	41.2	39.8	44.3	36.8	40.6
Refused	0.3		0.4		0.2
Don't know	8.3	17.7	12.2	12.5	12.4

Q71. In thinking about the future of the next generation in our country, which of these international languages, if any, do you think is most important for young people to learn?

	Urban	Rural	Male	Female	Total
None of these / No international language needed	1.8	5.0	2.7	3.7	3.2
English	87.7	86.6	86.2	88.3	87.2
French	3.8	1.1	3.2	2.1	2.6
Portuguese	2.0	1.7	2.0	1.7	1.8
Arabic	0.3		0.3		0.1
Chinese	2.7	1.6	2.6	1.9	2.3
Kiswahili	1.3	1.7	1.8	1.1	1.5
Other	0.5	1.3	0.9	0.8	0.8
Don't know		0.9	0.3	0.5	0.4

Democracy and politics

See related questions under "Institutions and leaders."

Q20A. There are many ways to govern a country. Would you disapprove or approve of the following alternatives: Only one political party is allowed to stand for election and hold office?

	Urban	Rural	Male	Female	Total
Strongly disapprove	46.5	50.1	49.3	46.8	48.1
Disapprove	35.9	32.0	32.4	36.0	34.2
Neither approve nor disapprove	3.6	2.6	3.0	3.3	3.2
Approve	8.0	8.5	9.2	7.2	8.2
Strongly approve	4.3	5.3	4.2	5.3	4.7
Don't know	1.7	1.5	1.9	1.4	1.6

Q20B. There are many ways to govern a country. Would you disapprove or approve of the following alternatives: The army comes in to govern the country?

	Urban	Rural	Male	Female	Total
Strongly disapprove	38.9	39.1	38.8	39.1	39.0
Disapprove	37.0	31.0	33.9	34.8	34.3
Neither approve nor disapprove	8.7	8.8	7.9	9.6	8.7
Approve	10.1	14.7	13.2	10.9	12.1
Strongly approve	3.8	5.1	4.5	4.3	4.4
Don't know	1.6	1.4	1.7	1.3	1.5

Q20C. There are many ways to govern a country. Would you disapprove or approve of the following alternatives: Elections and the National Assembly are abolished so that the president can decide everything?

	Urban	Rural	Male	Female	Total
Strongly disapprove	42.6	48.1	44.5	45.5	45.0
Disapprove	36.0	34.5	34.6	36.2	35.4
Neither approve nor disapprove	7.5	5.0	7.1	5.7	6.4
Approve	9.1	7.2	8.6	7.9	8.3
Strongly approve	2.8	3.4	2.8	3.4	3.1
Refused	0.2		0.2		0.1
Don't know	1.7	1.8	2.1	1.4	1.7

Q21. Which of these three statements is closest to your own opinion?

Statement 1: Democracy is preferable to any other kind of government.

Statement 2: In some circumstances, a non-democratic government can be preferable.

Statement 3: For someone like me, it doesn't matter what kind of government we have.

	Urban	Rural	Male	Female	Total
Statement 3: Doesn't matter	24.7	22.5	23.8	23.8	23.8
Statement 2: Sometimes non-democratic preferable	16.0	17.4	15.1	18.2	16.6
Statement 1: Democracy preferable	56.3	56.3	57.9	54.7	56.3
Don't know	2.9	3.8	3.3	3.3	3.3

Q22. Which of the following statements is closest to your view?

Statement 1: It is more important to have a government that can get things done, even if we have no influence over what it does.

Statement 2: It is more important for citizens to be able to hold government accountable, even if that means it makes decisions more slowly.

	Urban	Rural	Male	Female	Total
Agree very strongly with 1	17.2	13.4	18.0	13.1	15.5
Agree with 1	22.1	16.7	19.6	19.9	19.7
Agree with 2	27.2	33.6	29.7	30.2	30.0
Agree very strongly with 2	32.5	33.7	31.0	35.1	33.0
Agree with neither	0.3	0.4	0.3	0.4	0.3
Don't know	0.9	2.1	1.5	1.3	1.4

Q29. Which of the following statements is closest to your view?

Statement 1: The National Assembly should ensure that the president explains to it on a regular basis how [his] government spends taxpayers' money.

Statement 2: The president should be able to devote his full attention to developing the country rather than wasting time justifying his actions.

	Urban	Rural	Male	Female	Total
Agree very strongly with 1	23.7	21.5	25.2	20.3	22.7
Agree with 1	28.9	30.7	30.2	29.1	29.7
Agree with 2	20.1	17.3	18.0	19.8	18.9
Agree very strongly with 2	24.5	27.0	23.8	27.3	25.6
Agree with neither	1.2	0.9	1.2	0.9	1.1
Refused	0.2		0.2	0.1	0.1
Don't know	1.4	2.7	1.5	2.5	2.0

Q34. Which of the following statements is closest to your view?

Statement 1: The Constitution should limit the president to serving a maximum of two terms in office.

Statement 2: There should be no constitutional limit on how long the president can serve.

	Urban	Rural	Male	Female	Total
Agree very strongly with 1	38.2	39.9	39.4	38.5	38.9
Agree with 1	33.3	32.6	32.8	33.1	33.0
Agree with 2	15.0	13.8	14.6	14.5	14.5
Agree very strongly with 2	11.2	11.6	10.7	12.0	11.3
Agree with neither	1.1		0.6	0.7	0.6
Don't know	1.2	2.1	1.9	1.3	1.6

Q35A. Should there be a minimum age for candidates for president?

	Urban	Rural	Male	Female	Total
No	25.3	27.9	27.0	25.9	26.5
Yes	70.8	66.1	69.0	68.5	68.8
Refused to answer	0.2			0.2	0.1
Don't know	3.7	6.0	4.0	5.3	4.7

Q35B. [If "Yes":] What should the minimum age be?

	Urban	Rural	Male	Female	Total
18	0.9	0.4	0.8	0.5	0.7
21		0.2	0.2		0.1
22	0.2		0.2		0.1
25	1.5	1.2	2.0	0.7	1.4
27	0.2	0.2	0.4		0.2
28		0.1	0.1		0.0
30	5.8	4.4	4.9	5.5	5.2
32	0.2	0.2		0.4	0.2
33	0.2		0.2		0.1
34	0.1	0.2	0.1	0.2	0.1
35	9.7	9.0	9.4	9.4	9.4
36	0.1	0.4	0.3	0.2	0.2
37	0.4	0.4	0.5	0.3	0.4
38	1.3	0.5	0.9	1.0	0.9
39	0.4	0.1	0.4	0.2	0.3
40	18.1	15.0	15.8	17.7	16.7
41	0.1			0.2	0.1
42	0.8	0.2	0.5	0.5	0.5
43		0.2		0.2	0.1
44	0.0		0.0		0.0
45	11.2	9.7	9.0	12.1	10.6
48	0.6	0.6	0.5	0.6	0.6
49	0.1	0.6	0.5	0.2	0.3
50	11.4	14.9	14.5	11.2	12.9
51		0.2	0.2		0.1
55	2.2	2.7	2.3	2.6	2.4
56	0.2			0.2	0.1
58	0.2		0.2		0.1
60	2.8	2.5	3.0	2.4	2.7
65	0.7	0.3	0.7	0.4	0.5
67		0.2	0.2		0.1
68	0.2	0.2		0.3	0.2
70	0.2	0.4		0.5	0.3
75	0.2		0.2		0.1
76		0.2		0.2	0.1
85	0.1		0.1		0.1
Not applicable	29.2	33.9	31.0	31.5	31.2
Refused to answer	0.2		0.3		0.1
Don't know	0.5	1.2	0.6	1.0	0.8

Q35C. Should there be a maximum age for candidates for president?

	Urban	Rural	Male	Female	Total
No	16.5	20.0	19.3	16.8	18.0
Yes	79.6	74.7	77.4	77.6	77.5
Refused to answer	0.2	0.2	0.2	0.2	0.2
Don't know	3.7	5.0	3.1	5.5	4.3

Q35D. [If "Yes":] What should the maximum age be?

	Urban	Rural	Male	Female	Total
20	0.1			0.2	0.1
30	0.3	0.4	0.4	0.2	0.3
35	0.2		0.3		0.1
39		0.2	0.1		0.1
40	0.9	0.8	1.0	0.7	0.9
44		0.2		0.2	0.1
45	1.5	1.1	1.0	1.7	1.3
46		0.2		0.2	0.1
49		0.2	0.2		0.1
50	7.4	7.1	6.5	8.0	7.2
52	0.2	0.2	0.1	0.2	0.2
53	0.2		0.2		0.1
54	0.2			0.2	0.1
55	5.3	3.6	4.5	4.5	4.5
56	0.3			0.3	0.1
57	0.1			0.1	0.1
58	0.5	0.2	0.2	0.5	0.4
59	0.4	1.2	1.1	0.3	0.7
60	19.2	21.4	21.0	19.3	20.2
61	0.2			0.2	0.1
62	0.2	0.1	0.2	0.0	0.1
63	0.3		0.1	0.2	0.2
64		0.2	0.2		0.1
65	8.9	8.1	8.2	8.8	8.5
66	0.3			0.4	0.2
67	0.7	0.2	0.8	0.1	0.5
68	1.2		0.6	0.7	0.7
69	0.4	0.1	0.2	0.4	0.3
70	17.0	13.9	14.0	17.3	15.7
72	0.2	0.3	0.4	0.1	0.2
74	0.1		0.1		0.1
75	5.4	4.8	5.8	4.4	5.1
76	0.1	0.1		0.2	0.1
78	0.2	0.6	0.2	0.5	0.4
79		0.2		0.2	0.1
80	5.2	5.9	6.4	4.6	5.5
82		0.2		0.2	0.1
85	1.3	0.8	1.2	1.0	1.1
86		0.2	0.2		0.1
88	0.2			0.2	0.1
89		0.2	0.2		0.1
90	0.4	1.2	0.7	0.8	0.8
95	0.4	0.2	0.2	0.4	0.3
99	0.1		0.1		0.1
100	0.2			0.2	0.1
Not applicable	20.4	25.3	22.6	22.4	22.5
Don't know	0.2	0.6	0.5	0.2	0.4

Q36. In your opinion, how much of a democracy is Namibia today?

	Urban	Rural	Male	Female	Total
Not a democracy	4.1	2.8	4.0	3.1	3.5
A democracy, with major problems	25.7	15.6	20.4	22.2	21.3
A democracy, but with minor problems	47.5	38.0	43.9	42.8	43.4
A full democracy	20.2	36.6	28.1	26.6	27.3
Do not understand question / democracy	1.0	3.2	1.9	2.0	2.0
Don't know	1.5	3.6	1.7	3.2	2.4
Refused		0.2	0.1		0.1

Q37. Overall, how satisfied are you with the way democracy works in Namibia?

	Urban	Rural	Male	Female	Total
The country is not a democracy	0.3	0.9	0.3	0.8	0.6
Not at all satisfied	13.7	9.1	12.5	10.9	11.7
Not very satisfied	36.1	26.6	31.2	32.7	32.0
Fairly satisfied	37.1	33.5	34.5	36.6	35.5
Very satisfied	10.0	23.9	18.0	14.1	16.1
Refused		0.2		0.2	0.1
Don't know	2.8	5.8	3.4	4.8	4.1

Q52A. Who should be responsible for making sure that, once elected, members of the National Assembly do their jobs?

	Urban	Rural	Male	Female	Total
The president / executive	39.3	44.3	41.7	41.2	41.5
The Parliament / local government	20.4	14.9	18.1	17.9	18.0
Their political party	14.9	12.1	14.4	13.0	13.7
The voters	21.0	23.4	21.0	23.1	22.0
No one	0.6	0.4	0.3	0.7	0.5
Refused	0.6	0.2	0.5	0.3	0.4
Don't know	3.2	4.7	4.0	3.7	3.9

Q52B. Who should be responsible for making sure that, once elected, the president does his or her job?

	Urban	Rural	Male	Female	Total
The president / executive	12.0	5.6	10.3	8.0	9.2
The Parliament / local government	28.2	29.7	28.8	28.9	28.9
Their political party	16.9	16.4	17.2	16.1	16.7
The voters	39.8	41.8	39.3	42.0	40.7
No one	0.4	0.9	0.7	0.5	0.6
Refused	0.6	0.2	0.5	0.3	0.4
Don't know	2.2	5.3	3.1	4.0	3.6

Q26. Which of the following statements is closest to your view?

Statement 1: Our elected officials should listen to constituents' views and do what they demand.

Statement 2: Our elected leaders should follow their own ideas in deciding what is best for the country.

	Urban	Rural	Male	Female	Total
Agree very strongly with 1	33.7	32.9	34.2	32.5	33.3
Agree with 1	32.8	29.2	29.8	32.7	31.2
Agree with 2	15.6	19.3	17.6	16.8	17.2
Agree very strongly with 2	16.4	16.7	16.2	16.8	16.5
Agree with neither	0.4	0.8	1.0	0.2	0.6
Refused	0.3			0.4	0.2
Don't know	0.8	1.0	1.2	0.7	0.9

Q27. Which of the following statements is closest to your view?

Statement 1: Our elected leaders need to focus on empowering our most capable citizens.

Statement 2: Our elected leaders should focus on helping people who have been left behind by economic and social change.

	Urban	Rural	Male	Female	Total
Agree very strongly with 1	12.6	14.6	13.5	13.5	13.5
Agree with 1	18.3	13.6	15.9	16.5	16.2
Agree with 2	29.5	31.7	31.0	29.8	30.4
Agree very strongly with 2	37.1	38.2	36.9	38.2	37.5
Agree with neither	1.4	0.4	1.3	0.7	1.0
Refused	0.2			0.2	0.1
Don't know	1.0	1.5	1.4	1.1	1.2

Q28. Which of the following statements is closest to your view?

Statement 1: Experts with specialized education or skills are needed to help make the most important decisions for our country.

Statement 2: The people and their elected representatives know what is best; they do not need the advice of experts to run the country.

	Urban	Rural	Male	Female	Total
Agree very strongly with 1	33.2	34.2	35.3	32.0	33.7
Agree with 1	35.5	29.9	34.4	31.8	33.1
Agree with 2	15.6	17.5	14.4	18.4	16.4
Agree very strongly with 2	13.9	14.3	12.3	15.8	14.1
Agree with neither	0.9	1.4	1.2	1.0	1.1
Refused	0.3		0.1	0.2	0.2
Don't know	0.6	2.7	2.2	0.9	1.5

Q31. Which of the following statements is closest to your view?

Statement 1: Whichever party or group wins elections should be able to pursue the policies they prefer, without needing to compromise with others.

Statement 2: In a democracy, it is important to make compromises between the preferences and needs of different groups.

	Urban	Rural	Male	Female	Total
Agree very strongly with 1	12.1	14.2	12.7	13.4	13.0
Agree with 1	20.1	18.8	19.4	19.6	19.5
Agree with 2	31.2	33.1	31.5	32.5	32.0
Agree very strongly with 2	33.6	29.5	33.1	30.5	31.8
Agree with neither	0.9	0.7	0.8	0.8	0.8
Refused		0.2	0.2		0.1
Don't know	2.1	3.6	2.3	3.2	2.7

Freedom

See related questions under “Media and access to information.”

Q10A. In this country, how free are you to say what you think?

	Urban	Rural	Male	Female	Total
Not at all free	7.8	6.6	6.4	8.2	7.3
Not very free	14.8	13.5	15.1	13.3	14.2
Somewhat free	26.0	19.5	21.9	24.5	23.2
Completely free	51.3	58.4	55.5	53.3	54.4
Don't know	0.2	1.9	1.1	0.8	0.9

Q10B. In this country, how free are you to join any political organization you want?

	Urban	Rural	Male	Female	Total
Not at all free	3.6	3.4	3.0	4.0	3.5
Not very free	9.2	6.0	6.3	9.4	7.8
Somewhat free	15.7	12.0	13.9	14.3	14.1
Completely free	68.8	76.6	74.3	70.1	72.2
Refused		0.2	0.2		0.1
Don't know	2.7	1.9	2.4	2.3	2.4

Q10C. In this country, how free are you to choose who to vote for without feeling pressured?

	Urban	Rural	Male	Female	Total
Not at all free	2.9	3.1	2.6	3.4	3.0
Not very free	5.2	2.9	3.7	4.7	4.2
Somewhat free	14.4	11.2	12.7	13.4	13.0
Completely free	76.0	81.1	79.1	77.4	78.2
Refused		0.2	0.2		0.1
Don't know	1.4	1.5	1.8	1.1	1.4

Q40. In your opinion, how often, in this country, do people have to be careful of what they say about politics?

	Urban	Rural	Male	Female	Total
Never	21.1	22.6	24.2	19.3	21.8
Rarely	23.9	19.8	19.4	24.9	22.1
Often	26.6	26.4	26.6	26.5	26.5
Always	25.3	26.5	26.4	25.2	25.8
Don't know	3.0	4.7	3.4	4.1	3.8

Q19A. Let's talk for a moment about the kind of society you would like to have in this country. Which of the following statements is closest to your view?

Statement 1: The government should be able to ban any organization that goes against its policies.

Statement 2: We should be able to join any organization, whether or not the government approves of it.

	Urban	Rural	Male	Female	Total
Agree very strongly with 1	18.0	24.5	20.2	21.4	20.8
Agree with 1	21.7	24.7	23.3	22.7	23.0
Agree with 2	28.0	21.2	26.1	24.1	25.1
Agree very strongly with 2	30.5	26.3	28.1	29.3	28.7
Agree with neither	1.0	1.1	0.9	1.2	1.0
Refused	0.3		0.1	0.2	0.1
Don't know	0.6	2.1	1.3	1.2	1.2

Q73. Which of the following statements is closest to your view?

Statement 1: Even if faced with threats to public security, people should be free to move about the country at any time of day or night.

Statement 2: When faced with threats to public security, the government should be able to impose curfews and set up special roadblocks to prevent people from moving around.

	Urban	Rural	Male	Female	Total
Agree very strongly with 1	20.9	22.5	21.3	21.9	21.6
Agree with 1	28.8	23.3	26.6	26.2	26.4
Agree with 2	23.4	24.4	25.1	22.6	23.8
Agree very strongly with 2	23.6	26.4	23.9	25.7	24.8
Agree with neither	1.9	1.0	1.6	1.5	1.5
Refused	0.4		0.1	0.3	0.2
Don't know	1.0	2.5	1.4	1.9	1.6

Q74. Which of the following statements is closest to your view?

Statement 1: Government should be able to monitor private communications, for example on mobile phones, to make sure that people are not plotting violence.

Statement 2: People should have the right to communicate in private without a government agency reading or listening to what they are saying.

	Urban	Rural	Male	Female	Total
Agree very strongly with 1	13.9	19.9	16.0	17.0	16.5
Agree with 1	21.8	21.3	20.6	22.6	21.6
Agree with 2	26.7	27.6	27.1	27.2	27.1
Agree very strongly with 2	35.9	28.4	33.8	31.6	32.7
Agree with neither	0.7	0.5	0.9	0.4	0.6
Refused	0.4		0.1	0.3	0.2
Don't know	0.6	2.2	1.5	1.0	1.3

Q75. Which of the following statements is closest to your view?

Statement 1: Freedom of religion and worship are absolute, meaning that government should never limit what is said in a place of worship.

Statement 2: Government should have the power to regulate what is said in places of worship, especially if preachers or congregants threaten public security.

	Urban	Rural	Male	Female	Total
Agree very strongly with 1	18.8	17.1	19.0	17.2	18.1
Agree with 1	29.7	25.1	28.2	27.2	27.7
Agree with 2	27.2	27.7	28.4	26.4	27.4
Agree very strongly with 2	19.9	25.0	20.5	23.8	22.1
Agree with neither	2.5	2.7	2.3	2.9	2.6
Refused	0.4		0.1	0.3	0.2
Don't know	1.6	2.3	1.5	2.2	1.9



Citizenship and participation

See related questions under “Elections.”

Q9. When you get together with your friends or family, would you say you discuss political matters frequently, occasionally, or never?

	Urban	Rural	Male	Female	Total
Never	43.5	40.8	37.4	47.2	42.3
Occasionally	42.1	44.0	44.3	41.6	42.9
Frequently	14.2	14.5	17.8	10.8	14.3
Don't know	0.2	0.8	0.5	0.4	0.5

Q11A. Here is a list of actions that people sometimes take as citizens. For each of these, please tell me whether you, personally, have done any of these things during the past year. [If “No”:] Would you do this if you had the chance: Attended a community meeting?

	Urban	Rural	Male	Female	Total
No, would never do this	13.2	8.7	10.3	12.2	11.2
No, would do it if I had the chance	39.5	30.5	35.1	36.1	35.6
Yes, once or twice	17.2	13.4	14.6	16.5	15.6
Yes, several times	15.7	21.8	19.8	16.9	18.3
Yes, often	14.0	24.2	19.4	17.5	18.4
Don't know	0.4	1.3	0.8	0.8	0.8

Q11B. Here is a list of actions that people sometimes take as citizens. For each of these, please tell me whether you, personally, have done any of these things during the past year. [If “No”:] Would you do this if you had the chance: Got together with others to raise an issue?

	Urban	Rural	Male	Female	Total
No, would never do this	13.0	8.8	10.0	12.4	11.2
No, would do it if I had the chance	46.7	44.4	45.0	46.4	45.7
Yes, once or twice	14.9	9.8	12.6	12.7	12.7
Yes, several times	14.1	19.8	16.7	16.5	16.6
Yes, often	11.0	16.1	15.2	11.2	13.2
Don't know	0.3	1.1	0.5	0.8	0.6

Q11C. Here is a list of actions that people sometimes take as citizens. For each of these, please tell me whether you, personally, have done any of these things during the past year. [If "No":] Would you do this if you had the chance: Participated in a demonstration or protest march?

	Urban	Rural	Male	Female	Total
No, would never do this	28.1	28.0	27.7	28.4	28.0
No, would do it if I had the chance	49.4	55.7	49.9	54.4	52.2
Yes, once or twice	10.1	5.2	8.6	7.3	8.0
Yes, several times	6.6	2.7	5.3	4.5	4.9
Yes, often	5.1	7.1	7.1	4.9	6.0
Refused	0.2		0.2		0.1
Don't know	0.6	1.3	1.2	0.6	0.9

Q12A. During the past year, how often have you contacted any of the following persons about some important problem or to give them your views: A local authority councillor?

	Urban	Rural	Male	Female	Total
Never	73.7	79.6	73.4	79.2	76.3
Only once	9.6	6.4	9.6	6.8	8.2
A few times	11.2	8.1	10.8	8.9	9.8
Often	3.9	3.2	4.0	3.2	3.6
Don't know	1.6	2.7	2.3	1.9	2.1

Q12a1_NAM During the past year, how often have you contacted any of the following persons about some important problem or to give them your views: A regional councillor?

	Urban	Rural	Male	Female	Total
Never	77.0	73.8	73.2	78.0	75.6
Only once	9.3	9.4	9.5	9.1	9.3
A few times	10.7	11.9	12.6	9.9	11.2
Often	2.2	3.4	3.3	2.1	2.7
Don't know	0.8	1.5	1.3	0.9	1.1

Q12B. During the past year, how often have you contacted any of the following persons about some important problem or to give them your views: A member of the National Assembly?

	Urban	Rural	Male	Female	Total
Never	88.3	92.6	88.5	91.9	90.2
Only once	3.4	1.6	3.0	2.2	2.6
A few times	5.8	3.0	5.4	3.8	4.6
Often	1.0	1.0	1.1	0.9	1.0
Don't know	1.4	1.7	2.0	1.1	1.6

Q12C. During the past year, how often have you contacted any of the following persons about some important problem or to give them your views: A political party official?

	Urban	Rural	Male	Female	Total
Never	79.5	81.1	77.9	82.6	80.2
Only once	4.9	5.2	6.7	3.3	5.0
A few times	10.4	9.4	9.5	10.4	9.9
Often	3.7	2.5	3.7	2.6	3.2
Refused		0.4	0.2	0.2	0.2
Don't know	1.5	1.5	2.1	0.9	1.5

Q12D. During the past year, how often have you contacted any of the following persons about some important problem or to give them your views: A traditional leader?

	Urban	Rural	Male	Female	Total
Never	78.0	54.3	65.1	70.3	67.7
Only once	6.0	10.7	8.0	8.1	8.0
A few times	8.1	18.2	14.2	10.8	12.5
Often	4.8	15.0	10.3	8.1	9.2
Don't know	3.1	1.9	2.4	2.7	2.5

Q91A. Do you feel close to any particular political party?

	Urban	Rural	Male	Female	Total
No, not close to any party	46.4	35.0	40.2	42.6	41.4
Yes, feels close to a party	49.3	61.8	55.7	53.7	54.7
Refused	4.1	2.8	3.7	3.5	3.6
Don't know	0.1	0.4	0.4	0.1	0.3

Q91B: Which party is that?

	Urban	Rural	Male	Female	Total
APP (All People's Party)	0.6		0.4	0.2	0.3
COD (Congress of Democrats)	0.6	0.2	0.4	0.4	0.4
DPN (Democratic Party of Namibia)	0.1	0.1		0.2	0.1
NDP (National Democratic Party)		0.1	0.1		0.1
NEFF (Namibia Economic Freedom Fighters)	0.3		0.2	0.2	0.2
NUDO (National Unity Democratic Organisation of Namibia)	1.9	3.4	2.1	3.0	2.6
RDP (Rally for Democracy and Progress)	1.1	0.8	0.8	1.1	1.0
RP (Republican Party of Namibia)	0.3			0.3	0.2
SWANU (Swanu of Namibia)	0.6	0.3	0.4	0.5	0.4
SWAPO (SWAPO Party of Namibia)	32.2	50.0	40.9	38.9	39.9
UDF (United Democratic Front of Namibia)	1.8	1.0	0.7	2.2	1.4
UPM (United People's Movement)	0.1			0.1	0.1
LPM (Landless People's Movement)	1.2	0.9	1.5	0.6	1.1
PDM (Popular Democratic Movement)	3.8	1.1	3.5	1.7	2.6
Other	0.1	0.5	0.6		0.3
Not applicable	50.7	38.2	44.3	46.3	45.3
Refused	3.9	3.0	3.8	3.2	3.5
Don't know	0.7	0.4	0.1	1.0	0.6

Rule of law

Q30. Which of the following statements is closest to your view?

Statement 1: Since the president was elected to lead the country, [he] should not be bound by laws or court decisions that [he] thinks are wrong.

Statement 2: The president must always obey the laws and the courts, even if [he] thinks they are wrong.

	Urban	Rural	Male	Female	Total
Agree very strongly with 1	7.5	11.1	9.4	8.6	9.0
Agree with 1	19.5	18.0	18.6	19.1	18.9
Agree with 2	29.6	25.8	26.9	29.0	28.0
Agree very strongly with 2	40.9	42.1	41.9	40.9	41.4
Agree with neither	1.0	1.6	1.8	0.7	1.2
Refused	0.2		0.2	0.1	0.1
Don't know	1.4	1.5	1.3	1.6	1.4

Q40B. In your opinion, how often, in this country, does the president ignore the courts and laws of this country?

	Urban	Rural	Male	Female	Total
Never	52.0	59.6	56.5	54.1	55.3
Rarely	20.0	17.4	19.1	18.6	18.9
Often	10.1	7.9	9.1	9.2	9.2
Always	3.3	3.2	2.7	3.8	3.2
Refused	0.2	0.2		0.4	0.2
Don't know	14.3	11.8	12.6	13.9	13.2

Q40C. In your opinion, how often, in this country, does the president ignore Parliament and just do what he wants?

	Urban	Rural	Male	Female	Total
Never	54.0	61.0	58.1	56.1	57.1
Rarely	20.2	17.4	19.3	18.8	19.0
Often	8.0	6.8	6.8	8.2	7.5
Always	3.8	1.9	2.8	3.2	3.0
Refused	0.2	0.2		0.4	0.2
Don't know	13.6	12.7	13.1	13.3	13.2

Q40E. In your opinion, how often, in this country, are people treated unequally under the law?

	Urban	Rural	Male	Female	Total
Never	23.7	25.8	26.9	22.3	24.6
Rarely	30.5	32.3	30.0	32.6	31.3
Often	22.4	21.0	21.3	22.3	21.8
Always	20.3	15.4	18.0	18.3	18.2
Refused		0.3	0.2	0.2	0.2
Don't know	3.1	5.2	3.6	4.5	4.0

Q40F. In your opinion, how often, in this country, do officials who commit crimes go unpunished?

	Urban	Rural	Male	Female	Total
Never	21.2	23.7	23.1	21.4	22.3
Rarely	23.7	31.4	25.4	28.7	27.1
Often	29.6	23.9	28.5	25.7	27.1
Always	22.3	15.1	19.6	18.8	19.2
Don't know	3.2	6.0	3.4	5.4	4.4

Q40G. In your opinion, how often, in this country, do ordinary people who break the law go unpunished?

	Urban	Rural	Male	Female	Total
Never	51.5	46.2	50.7	47.6	49.2
Rarely	24.9	28.7	23.7	29.4	26.6
Often	10.9	11.0	12.8	9.1	10.9
Always	9.9	10.0	10.0	9.8	9.9
Don't know	2.8	4.2	2.7	4.0	3.4

Q32. Which of the following statements is closest to your view?

Statement 1: A government that enjoys the support of the people should be free to do whatever the people want, even if it is outside the law.

Statement 2: The actions of any government, no matter how popular it is, must always follow the law.

	Urban	Rural	Male	Female	Total
Agree very strongly with 1	8.1	9.3	9.3	8.0	8.7
Agree with 1	18.9	13.1	15.9	16.8	16.4
Agree with 2	29.8	31.7	30.2	31.0	30.6
Agree very strongly with 2	41.3	43.1	42.5	41.6	42.1
Agree with neither	0.5	1.5	0.9	0.9	0.9
Don't know	1.4	1.3	1.2	1.6	1.4

Elections

See also Q41C (trust in electoral commission) under “Institutions and leaders.”

Q24. Which of the following statements is closest to your view?

Statement 1: We should choose our leaders in this country through regular, open, and honest elections.

Statement 2: Since elections sometimes produce bad results, we should adopt other methods for choosing this country’s leaders.

	Urban	Rural	Male	Female	Total
Agree very strongly with 1	38.6	41.5	39.3	40.4	39.9
Agree with 1	33.9	31.5	34.3	31.4	32.9
Agree with 2	12.1	11.7	11.3	12.6	11.9
Agree very strongly with 2	14.1	13.4	13.6	14.0	13.8
Agree with neither	0.6	0.4	0.3	0.6	0.5
Refused		0.2	0.2		0.1
Don't know	0.7	1.3	0.9	1.0	1.0

Q25. Which of the following statements is closest to your view?

Statement 1: Political parties create division and confusion; it is therefore unnecessary to have many political parties in Namibia.

Statement 2: Many political parties are needed to make sure that Namibians have real choices in who governs them.

	Urban	Rural	Male	Female	Total
Agree very strongly with 1	10.3	12.2	11.3	10.9	11.1
Agree with 1	15.5	15.4	15.3	15.6	15.5
Agree with 2	30.0	28.9	29.1	29.9	29.5
Agree very strongly with 2	42.5	39.9	41.4	41.4	41.4
Agree with neither	0.6	1.7	1.2	0.9	1.0
Refused	0.2			0.2	0.1
Don't know	0.9	1.9	1.6	1.1	1.4

Q40A. In your opinion, how often, in this country, does competition between political parties lead to violent conflict?

	Urban	Rural	Male	Female	Total
Never	32.5	29.5	31.5	31.0	31.2
Rarely	37.7	41.2	39.3	39.2	39.2
Often	16.1	15.7	15.9	15.9	15.9
Always	9.1	7.6	8.2	8.7	8.4
Don't know	4.6	6.0	5.2	5.2	5.2

Let's talk about the last national election held in 2014.

Q13. People are not always able to vote in elections, for example, because they weren't registered, they were unable to go, or someone prevented them from voting. How about you? In the last national election held in 2014, did you vote, or not, or were you too young to vote? Or can't you remember whether you voted?

	Urban	Rural	Male	Female	Total
I did not vote	25.4	14.0	20.9	20.0	20.4
I was too young to vote	12.0	14.4	13.6	12.5	13.1
I can't remember whether I voted	2.2	1.8	1.6	2.5	2.0
I voted in the election	60.2	69.5	63.9	64.6	64.3
Don't know	0.3	0.2		0.4	0.2

Q14. On the whole, how would you rate the freeness and fairness of the last national election, held in 2014?

	Urban	Rural	Male	Female	Total
Not free and fair	4.9	1.1	2.5	4.1	3.3
Free and fair, with major problems	8.0	4.3	7.3	5.5	6.4
Free and fair, but with minor problems	29.3	18.8	25.3	24.1	24.7
Completely free and fair	45.6	63.8	52.4	54.7	53.6
Do not understand question	1.1	1.9	2.0	0.9	1.4
Don't know	11.0	10.1	10.6	10.7	10.6

Q15A. Thinking about the last national election in 2014: Did you attend a campaign rally?

	Urban	Rural	Male	Female	Total
No	75.6	74.7	74.4	76.0	75.2
Yes	19.1	23.0	21.7	19.9	20.8
Refused	0.2	0.2	0.2	0.2	0.2
Don't know	5.2	2.1	3.8	3.9	3.8

Q15B. Thinking about the last national election in 2014: Did you work for a candidate or party?

	Urban	Rural	Male	Female	Total
No	93.0	93.5	92.8	93.5	93.2
Yes	4.2	4.7	5.0	3.8	4.4
Refused	0.2	0.2	0.2	0.2	0.2
Don't know	2.7	1.7	2.0	2.5	2.3

Q15C. Thinking about the last national election in 2014: Did any representative of a political party contact you during the campaign?

	Urban	Rural	Male	Female	Total
No	92.6	94.2	93.1	93.4	93.3
Yes	4.6	3.4	4.3	3.9	4.1
Refused	0.2	0.2	0.2	0.2	0.2
Don't know	2.6	2.2	2.4	2.5	2.4

Q15Dpt1. If someone from a political party contacted you, which party were they from? (first response)

	Urban	Rural	Male	Female	Total
NUDO (National Unity Democratic Organisation of Namibia)	0.9	0.5	0.6	0.8	0.7
RDP (Rally for Democracy and Progress)		0.4	0.3		0.2
SWAPO (SWAPO Party of Namibia)	2.3	2.0	2.6	1.7	2.2
UDF (United Democratic Front of Namibia)	0.1	0.1	0.1	0.1	0.1
PDM (Popular Democratic Movement)	0.5		0.3	0.3	0.3
Other	0.2			0.3	0.1
Not applicable	95.4	96.6	95.7	96.1	95.9
Refused	0.5	0.2		0.7	0.4
Don't know	0.1	0.2	0.3		0.2

Q15Dpt2. If someone from a political party contacted you, which party were they from? (second response)

	Urban	Rural	Male	Female	Total
RDP (Rally for Democracy and Progress)	0.2		0.2		0.1
No further response	4.4	3.4	4.1	3.9	4.0
Not applicable	95.4	96.6	95.7	96.1	95.9

Q15Dpt3. If someone from a political party contacted you, which party were they from? (third response)

	Urban	Rural	Male	Female	Total
PDM (Popular Democratic Movement)	0.2		0.2		0.1
No further response	4.4	3.4	4.1	3.9	4.0
Not Applicable	95.4	96.6	95.7	96.1	95.9

Q15Dpt4. If someone from a political party contacted you, which party were they from? (fourth response)

	Urban	Rural	Male	Female	Total
No further response	4.6	3.4	4.3	3.9	4.1
Not applicable	95.4	96.6	95.7	96.1	95.9

Q16A. During the last national election campaign in 2014, how often did the media provide fair coverage of all candidates?

	Urban	Rural	Male	Female	Total
Never	15.9	19.8	16.4	18.7	17.6
Sometimes	26.2	19.3	23.0	23.4	23.2
Often	16.3	17.9	18.8	15.1	17.0
Always	24.8	24.3	23.8	25.4	24.6
Refused		0.2	0.2		0.1
Don't know	16.8	18.6	17.8	17.3	17.6

Q16B. During the last national election in 2014, how often, if ever, did a candidate or someone from a political party offer you something, like food, a gift, or money, in return for your vote?

	Urban	Rural	Male	Female	Total
Never	84.2	86.0	84.4	85.6	85.0
Once or twice	4.2	5.0	5.4	3.7	4.5
Several times	6.0	2.6	5.2	3.9	4.5
Often	1.0	0.7	0.2	1.6	0.9
Don't know	4.5	5.8	4.8	5.3	5.1

Q17A. In the last national election in 2014, how often did each of the following things happen: People's votes were not accurately counted or not fairly reflected in the results?

	Urban	Rural	Male	Female	Total
Never	59.4	72.3	63.4	66.7	65.0
A few times	13.4	4.3	9.8	9.1	9.5
Often	5.3	1.2	4.5	2.5	3.5
Refused		0.2		0.2	0.1
Don't know	21.8	21.9	22.3	21.5	21.9

Q17B. In the last national election in 2014, how often did each of the following things happen: People voted more than once?

	Urban	Rural	Male	Female	Total
Never	74.2	80.3	75.2	78.5	76.8
A few times	5.7	2.1	4.7	3.6	4.2
Often	3.7	0.5	1.8	2.8	2.3
Don't know	16.4	17.1	18.3	15.1	16.7

Q17D. During the last national election campaign in 2014, how much did you personally fear becoming a victim of political intimidation or violence?

	Urban	Rural	Male	Female	Total
A lot	4.5	2.2	2.8	4.2	3.5
Somewhat	12.3	6.4	9.7	9.8	9.7
A little bit	19.6	19.4	18.5	20.5	19.5
Not at all	59.7	68.5	64.7	62.4	63.6
Refused	0.2			0.2	0.1
Don't know	3.8	3.5	4.3	3.0	3.6

Q18A. During the last national election in 2014, did you witness police or soldiers, rather than election officials, assisting some people to cast their ballot?

	Urban	Rural	Male	Female	Total
No	69.3	77.8	73.4	72.6	73.0
Yes	16.7	12.2	14.5	14.9	14.7
Refused	0.2	0.2	0.1	0.2	0.2
Don't know	13.8	9.9	12.0	12.3	12.1

Q18B. During the last national election in 2014, did you witness anyone from the security forces or a political party trying to intimidate voters?

	Urban	Rural	Male	Female	Total
No	83.2	83.1	83.1	83.1	83.1
Yes	5.0	5.8	4.9	5.8	5.3
Don't know	11.9	11.1	12.0	11.1	11.5

Q18C. With regard to the last national election in 2014, to what extent do you think the results announced by the Electoral Commission of Namibia or ECN accurately reflected the actual results as counted?

	Urban	Rural	Male	Female	Total
Not accurate at all	3.6	1.7	2.6	3.0	2.8
Not very accurate, with major discrepancies	7.7	3.3	4.8	6.7	5.8
Mostly accurate, but with some minor discrepancies	36.2	28.5	34.4	31.3	32.8
Completely accurate	40.9	55.1	46.3	47.9	47.1
Don't know	11.6	11.4	12.0	11.1	11.6

Q53A. Think about how elections work in practice in this country. How well do elections ensure that representatives to the National Assembly reflect the views of voters?

	Urban	Rural	Male	Female	Total
Not at all well	10.7	7.7	10.3	8.6	9.4
Not very well	33.7	32.4	32.6	33.7	33.2
Well	34.5	34.4	36.5	32.5	34.5
Very well	10.6	14.8	11.3	13.6	12.4
Refused		0.1	0.1		0.0
Don't know	10.4	10.6	9.2	11.7	10.5

Q53B. Think about how elections work in practice in this country. How well do elections enable voters to remove from office leaders who do not do what the people want?

	Urban	Rural	Male	Female	Total
Not at all well	20.9	16.7	18.9	19.3	19.1
Not very well	36.1	33.8	34.0	36.2	35.1
Well	24.5	27.9	27.1	24.9	26.0
Very well	10.4	11.3	11.6	10.0	10.8
Refused		0.1	0.1		0.0
Don't know	8.2	10.1	8.4	9.6	9.0

Q53C. How often do you think that communities that do not vote for the ruling party suffer negative consequences, such as lack of government support for local services or development projects?

	Urban	Rural	Male	Female	Total
Never	27.8	40.6	33.6	33.2	33.4
Rarely	23.0	17.1	20.7	20.1	20.4
Sometimes	26.6	19.3	23.2	23.7	23.5
Often	9.4	6.8	8.5	8.0	8.2
Always	7.3	9.4	8.6	7.8	8.2
Refused	0.1	0.1	0.1	0.1	0.1
Don't know	5.9	6.7	5.3	7.2	6.2

17C. How likely do you think it is that powerful people can find out how you voted, even though there is supposed to be a secret ballot in this country?

	Urban	Rural	Male	Female	Total
Not at all likely	51.4	60.8	56.5	54.5	55.5
Not very likely	20.1	15.5	17.4	18.9	18.1
Somewhat likely	12.6	5.3	9.8	9.1	9.4
Very likely	7.8	5.0	6.6	6.5	6.6
Refused	0.1	0.2	0.3		0.1
Don't know	8.0	13.2	9.5	11.1	10.3

Q99. If presidential elections were held tomorrow, which party's candidate would you vote for?

	Urban	Rural	Male	Female	Total
APP (All People's Party)	1.0		0.7	0.4	0.5
COD (Congress of Democrats)	0.3	0.2	0.6		0.3
DPN (Democratic Party of Namibia)	0.1			0.2	0.1
NDP (National Democratic Party)	0.1	0.2	0.1	0.2	0.2
NEFF (Namibia Economic Freedom Fighters)	1.0	0.2	0.7	0.6	0.6
NUDO (National Unity Democratic Organisation of Namibia)	1.9	3.5	2.1	3.2	2.6
RDP (Rally for Democracy and Progress)	1.3	0.6	1.2	0.8	1.0
RP (Republican Party of Namibia)	0.3			0.3	0.2
SWANU (Swanu of Namibia)	1.4	0.1	0.5	1.1	0.8
SWAPO (SWAPO Party of Namibia)	44.1	70.5	53.7	57.6	55.6
UDF (United Democratic Front of Namibia)	2.4	1.4	1.2	2.7	2.0
UPM (United People's Movement)	0.2		0.1	0.1	0.1
LPM (Landless People's Movement)	2.1	1.2	2.3	1.2	1.8
PDM (Popular Democratic Movement)	6.3	1.3	5.6	2.6	4.1
Other	0.3	0.6	0.4	0.4	0.4
Would not vote	17.5	7.0	13.0	12.9	12.9
Refused to answer	15.1	10.9	14.2	12.2	13.2
Don't know	4.5	2.1	3.5	3.5	3.5

Institutions and leaders

See related questions under “Public services and government performance.”

Q41A. How much do you trust each of the following, or haven't you heard enough about them to say: The president?

	Urban	Rural	Male	Female	Total
Not at all	14.5	13.4	14.2	13.8	14.0
Just a little	27.9	19.0	24.2	23.8	24.0
Somewhat	29.8	25.7	29.5	26.6	28.0
A lot	25.3	39.8	30.3	33.0	31.6
Refused	0.1	0.5	0.2	0.4	0.3
Don't know	2.4	1.6	1.7	2.4	2.0

Q41A1_NAM. How much do you trust each of the following, or haven't you heard enough about them to say: The prime minister?

	Urban	Rural	Male	Female	Total
Not at all	17.5	11.9	13.9	16.3	15.1
Just a little	27.7	22.4	25.6	25.2	25.4
Somewhat	31.4	29.0	31.0	29.6	30.3
A lot	19.1	29.4	24.2	23.0	23.6
Refused	0.1	0.5	0.2	0.4	0.3
Don't know	4.1	6.8	5.1	5.5	5.3

Q41B. How much do you trust each of the following, or haven't you heard enough about them to say: The National Assembly?

	Urban	Rural	Male	Female	Total
Not at all	22.2	17.4	19.6	20.5	20.1
Just a little	28.1	23.4	26.8	25.3	26.1
Somewhat	32.1	28.0	30.3	30.4	30.3
A lot	11.0	19.2	15.0	14.2	14.6
Refused	0.1	0.5	0.2	0.4	0.3
Don't know	6.5	11.4	8.1	9.2	8.7

Q41B1_NAM. How much do you trust each of the following, or haven't you heard enough about them to say: The National Council?

	Urban	Rural	Male	Female	Total
Not at all	22.4	18.5	19.9	21.5	20.7
Just a little	26.9	24.2	26.9	24.5	25.7
Somewhat	32.3	27.5	29.3	31.1	30.2
A lot	11.3	17.5	14.6	13.4	14.0
Refused	0.1	0.5	0.2	0.4	0.3
Don't know	6.9	11.9	9.1	9.0	9.1

Q41C. How much do you trust each of the following, or haven't you heard enough about them to say: Electoral Commission of Namibia or ECN?

	Urban	Rural	Male	Female	Total
Not at all	18.1	10.4	14.9	14.6	14.8
Just a little	25.3	23.2	22.8	26.0	24.4
Somewhat	36.2	31.8	34.9	33.7	34.3
A lot	16.3	27.6	22.1	20.3	21.2
Refused	0.1	0.5	0.2	0.4	0.3
Don't know	3.9	6.6	5.1	5.0	5.1

Q41D. How much do you trust each of the following, or haven't you heard enough about them to say: Your local authority council?

	Urban	Rural	Male	Female	Total
Not at all	20.6	18.1	18.4	20.7	19.5
Just a little	29.8	25.5	26.1	29.7	27.9
Somewhat	34.2	27.8	32.4	30.4	31.4
A lot	11.5	16.8	15.7	11.9	13.8
Refused	0.1	0.5	0.2	0.4	0.3
Don't know	3.8	11.4	7.3	7.0	7.1

Q41D1_NAM. How much do you trust each of the following, or haven't you heard enough about them to say: Your regional council?

	Urban	Rural	Male	Female	Total
Not at all	22.2	15.1	17.9	20.4	19.1
Just a little	30.0	26.7	27.0	30.2	28.6
Somewhat	34.1	30.5	34.3	30.7	32.5
A lot	11.1	21.9	17.3	14.3	15.8
Refused	0.1	0.5	0.2	0.4	0.3
Don't know	2.4	5.4	3.4	4.0	3.7

Q41D2_NAM. How much do you trust each of the following, or haven't you heard enough about them to say: Your appointed regional governor?

	Urban	Rural	Male	Female	Total
Not at all	22.7	16.4	19.2	20.7	20.0
Just a little	29.6	26.3	26.8	29.6	28.2
Somewhat	32.0	26.5	31.5	27.8	29.6
A lot	10.1	21.2	15.5	14.5	15.0
Refused	0.2	0.5	0.2	0.5	0.3
Don't know	5.3	9.1	6.9	7.0	6.9

Q41E. How much do you trust each of the following, or haven't you heard enough about them to say: The ruling party?

	Urban	Rural	Male	Female	Total
Not at all	22.6	14.5	18.4	19.7	19.0
Just a little	23.1	20.5	20.3	23.7	22.0
Somewhat	35.5	25.1	31.5	30.4	31.0
A lot	17.2	36.6	27.1	24.1	25.6
Refused	0.4	0.8	0.6	0.4	0.5
Don't know	1.3	2.5	2.0	1.6	1.8

Q41F. How much do you trust each of the following, or haven't you heard enough about them to say: Opposition political parties?

	Urban	Rural	Male	Female	Total
Not at all	24.9	30.0	25.1	29.2	27.1
Just a little	30.8	30.7	30.3	31.2	30.8
Somewhat	26.8	23.7	27.2	23.7	25.4
A lot	13.0	11.2	13.2	11.2	12.2
Refused	0.4	0.9	0.4	0.7	0.6
Don't know	4.1	3.6	3.8	4.0	3.9

Q41G. How much do you trust each of the following, or haven't you heard enough about them to say: The police?

	Urban	Rural	Male	Female	Total
Not at all	17.2	6.7	11.7	13.6	12.6
Just a little	25.7	26.5	25.4	26.7	26.1
Somewhat	33.3	29.1	32.4	30.5	31.5
A lot	23.0	35.3	29.3	27.4	28.3
Refused	0.1	0.3	0.2	0.3	0.2
Don't know	0.6	2.1	1.0	1.5	1.3

Q41H. How much do you trust each of the following, or haven't you heard enough about them to say: The Namibian Defence Force?

	Urban	Rural	Male	Female	Total
Not at all	15.3	7.4	10.6	13.2	11.9
Just a little	23.9	24.5	23.7	24.7	24.2
Somewhat	33.1	28.0	31.8	30.0	30.9
A lot	25.7	36.6	31.7	29.3	30.5
Refused	0.1	0.3	0.2	0.3	0.2
Don't know	1.8	3.1	2.2	2.6	2.4

Q41I. How much do you trust each of the following, or haven't you heard enough about them to say: Courts of law?

	Urban	Rural	Male	Female	Total
Not at all	13.2	9.5	10.9	12.3	11.6
Just a little	30.3	25.4	27.0	29.4	28.2
Somewhat	33.9	31.2	32.8	32.7	32.8
A lot	17.4	26.5	23.9	18.9	21.4
Refused	0.1	0.3	0.2	0.3	0.2
Don't know	5.0	7.1	5.3	6.4	5.9

Q41J. How much do you trust each of the following, or haven't you heard enough about them to say: The Ministry of Finance, Inland Revenue?

	Urban	Rural	Male	Female	Total
Not at all	18.1	10.2	13.3	16.0	14.7
Just a little	33.6	27.9	30.3	31.9	31.1
Somewhat	33.5	30.0	32.7	31.2	31.9
A lot	8.8	20.6	16.7	11.2	13.9
Refused	0.1	0.3	0.2	0.3	0.2
Don't know	5.9	11.0	6.8	9.4	8.1

**Q41K. How much do you trust each of the following, or haven't you heard enough about them to say:
Traditional leaders?**

	Urban	Rural	Male	Female	Total
Not at all	15.4	7.7	11.4	12.7	12.1
Just a little	22.6	20.7	20.2	23.3	21.8
Somewhat	32.5	30.4	32.8	30.3	31.6
A lot	22.2	39.0	30.2	28.8	29.5
Refused	0.3	0.3	0.2	0.4	0.3
Don't know	7.0	1.8	5.2	4.4	4.8

**Q41L. How much do you trust each of the following, or haven't you heard enough about them to say:
Religious leaders?**

	Urban	Rural	Male	Female	Total
Not at all	13.6	7.9	11.7	10.5	11.1
Just a little	23.0	20.5	21.5	22.2	21.9
Somewhat	30.7	26.6	29.8	28.0	28.9
A lot	30.4	42.0	34.3	36.6	35.4
Refused	0.1	0.6	0.2	0.5	0.3
Don't know	2.2	2.5	2.5	2.2	2.3

Q51A. Do you approve or disapprove of the way that the following people have performed their jobs over the past 12 months, or haven't you heard enough about them to say: President Hage Geingob?

	Urban	Rural	Male	Female	Total
Strongly disapprove	8.2	11.6	10.9	8.4	9.7
Disapprove	29.4	20.4	25.9	25.0	25.5
Approve	45.2	48.2	44.5	48.6	46.5
Strongly approve	14.3	16.9	15.7	15.2	15.4
Refused	0.1		0.1		0.1
Don't know	2.7	2.9	2.8	2.8	2.8

Q51A1_NAM. Do you approve or disapprove of the way that the following people have performed their jobs over the past 12 months, or haven't you heard enough about them to say: Prime Minister Saara Kuugongelwa?

	Urban	Rural	Male	Female	Total
Strongly disapprove	6.6	8.4	7.3	7.5	7.4
Disapprove	31.4	23.1	28.5	27.1	27.8
Approve	44.6	45.4	43.8	46.1	44.9
Strongly approve	9.9	13.5	12.3	10.6	11.5
Don't know	7.5	9.6	8.1	8.7	8.4
Strongly disapprove	6.6	8.4	7.3	7.5	7.4

Q51B1_NAM. Do you approve or disapprove of the way that the following people have performed their jobs over the past 12 months, or haven't you heard enough about them to say: Members of the National Assembly?

	Urban	Rural	Male	Female	Total
Strongly disapprove	6.1	7.2	6.3	6.8	6.6
Disapprove	37.1	28.8	33.4	33.6	33.5
Approve	37.7	41.0	40.0	38.4	39.2
Strongly approve	6.4	7.8	7.1	6.9	7.0
Refused		0.2		0.2	0.1
Don't know	12.7	15.0	13.2	14.2	13.7

Q51B2_NAM. Do you approve or disapprove of the way that the following people have performed their jobs over the past 12 months, or haven't you heard enough about them to say: Your National Council representative?

	Urban	Rural	Male	Female	Total
Strongly disapprove	4.6	9.0	7.0	6.1	6.5
Disapprove	36.8	27.2	31.8	33.4	32.6
Approve	39.0	37.9	38.7	38.3	38.5
Strongly approve	5.7	8.9	7.4	6.8	7.1
Refused		0.1		0.1	0.1
Don't know	13.9	16.9	15.1	15.3	15.2

Q51B3_NAM. Do you approve or disapprove of the way that the following people have performed their jobs over the past 12 months, or haven't you heard enough about them to say: Your elected regional councillor?

	Urban	Rural	Male	Female	Total
Strongly disapprove	7.3	10.1	7.7	9.3	8.5
Disapprove	35.3	29.5	31.4	34.1	32.7
Approve	44.8	42.7	46.3	41.6	43.9
Strongly approve	5.4	9.5	6.9	7.4	7.2
Don't know	7.3	8.1	7.7	7.6	7.7
Strongly disapprove	7.3	10.1	7.7	9.3	8.5

Q51C. Do you approve or disapprove of the way that the following people have performed their jobs over the past 12 months, or haven't you heard enough about them to say: Your elected local authority councillor?

	Urban	Rural	Male	Female	Total
Strongly disapprove	8.9	9.9	9.4	9.2	9.3
Disapprove	39.4	24.1	30.8	34.7	32.8
Approve	38.4	39.5	39.6	38.1	38.9
Strongly approve	4.3	7.2	6.4	4.8	5.6
Refused	0.0		0.0		0.0
Don't know	9.0	19.3	13.8	13.2	13.5

Q51C1_NAM. Do you approve or disapprove of the way that the following people have performed their jobs over the past 12 months, or haven't you heard enough about them to say: Your appointed regional governor?

	Urban	Rural	Male	Female	Total
Strongly disapprove	5.6	6.9	6.2	6.1	6.2
Disapprove	39.9	28.0	33.4	36.0	34.7
Approve	37.1	41.2	41.2	36.5	38.9
Strongly approve	7.2	12.3	8.0	10.9	9.4
Refused	0.1	1.0	0.6	0.4	0.5
Don't know	10.1	10.8	10.6	10.1	10.4

Q51D. Do you approve or disapprove of the way that the following people have performed their jobs over the past 12 months, or haven't you heard enough about them to say: Your traditional leader?

	Urban	Rural	Male	Female	Total
Strongly disapprove	5.7	7.4	6.5	6.4	6.4
Disapprove	28.5	19.4	24.3	24.8	24.5
Approve	37.5	50.7	44.8	41.7	43.3
Strongly approve	6.5	15.7	9.5	11.5	10.5
Not applicable	8.0	1.9	4.5	6.1	5.3
Refused	0.0			0.1	0.0
Don't know	13.8	4.9	10.4	9.5	9.9

Q38A. How much of the time do you think the following try their best to listen to what people like you have to say: Members of the National Assembly?

	Urban	Rural	Male	Female	Total
Never	49.0	59.0	52.1	54.7	53.4
Only sometimes	33.7	22.9	29.1	28.9	29.0
Often	8.1	5.8	9.4	4.8	7.1
Always	4.2	3.8	3.8	4.3	4.0
Refused		0.2		0.2	0.1
Don't know	5.0	8.3	5.7	7.2	6.4

Q38A1_NAM. How much of the time do you think the following try their best to listen to what people like you have to say: Representatives to the National Council?

	Urban	Rural	Male	Female	Total
Never	46.0	59.3	49.7	53.9	51.8
Only sometimes	33.2	22.9	30.7	26.8	28.7
Often	9.9	6.3	8.7	7.9	8.3
Always	5.1	3.3	4.5	4.2	4.3
Refused		0.2		0.2	0.1
Don't know	5.7	8.1	6.4	7.1	6.7

Q38B. How much of the time do you think the following try their best to listen to what people like you have to say: Local authority councillors?

	Urban	Rural	Male	Female	Total
Never	41.5	50.3	44.5	46.2	45.3
Only sometimes	36.1	26.3	31.8	31.7	31.8
Often	13.1	11.1	14.4	10.1	12.2
Always	6.4	3.9	4.9	5.8	5.3
Refused	0.2	0.2		0.4	0.2
Don't know	2.7	8.2	4.4	5.8	5.1

Q38B1_NAM. How much of the time do you think the following try their best to listen to what people like you have to say: Regional councillors?

	Urban	Rural	Male	Female	Total
Never	41.2	48.1	42.1	46.4	44.2
Only sometimes	36.3	25.8	31.6	31.8	31.7
Often	11.6	14.2	15.4	10.0	12.7
Always	7.5	6.3	7.4	6.6	7.0
Refused		0.2		0.2	0.1
Don't know	3.4	5.4	3.5	5.0	4.2

Q38C. How much of the time do you think the following try their best to listen to what people like you have to say: Traditional leaders?

	Urban	Rural	Male	Female	Total
Never	35.0	32.5	33.2	34.7	34.0
Only sometimes	30.4	24.7	25.9	30.0	27.9
Often	12.7	22.3	18.9	14.8	16.9
Always	11.6	16.6	14.9	12.7	13.8
Refused		0.2		0.2	0.1
Don't know	10.2	3.7	7.2	7.6	7.4

Traditional leaders

Also see related questions in:

- "Institutions and leaders" above, about trust, Q41; about how often traditional leaders listen, Q38; and about job performance, Q51
- "Citizenship and participation" about contact with traditional leaders, Q12
- "Corruption," Q42

Now let's talk about traditional leaders and their role in politics and government in this country.

Q87A. How much influence do traditional leaders currently have in each of the following areas: Governing your local community?

	Urban	Rural	Male	Female	Total
None	16.0	13.3	15.9	13.7	14.8
A small amount	22.6	19.4	20.7	21.7	21.2
Some	26.6	25.4	27.1	25.0	26.1
A lot	16.7	33.9	23.9	24.5	24.2
Refused	0.3	0.4		0.7	0.3
Don't know	17.9	7.6	12.4	14.4	13.4

Q87B. How much influence do traditional leaders currently have in each of the following areas: Allocating land?

	Urban	Rural	Male	Female	Total
None	15.7	11.7	13.8	14.1	14.0
A small amount	24.4	22.2	24.9	22.0	23.4
Some	28.3	28.5	27.6	29.2	28.4
A lot	15.0	29.8	22.5	20.4	21.5
Refused	0.2	0.4		0.6	0.3
Don't know	16.3	7.4	11.1	13.8	12.5

Q87C. How much influence do traditional leaders currently have in each of the following areas: Influencing how people in their communities vote?

	Urban	Rural	Male	Female	Total
None	28.1	29.1	28.8	28.2	28.5
A small amount	25.4	21.7	24.9	22.7	23.8
Some	20.4	24.9	21.9	22.8	22.3
A lot	8.1	13.1	10.9	9.6	10.2
Refused	0.2	0.4		0.6	0.3
Don't know	17.9	10.8	13.5	16.1	14.8

Q87D. How much influence do traditional leaders currently have in each of the following areas: Solving local disputes?

	Urban	Rural	Male	Female	Total
None	12.9	12.5	12.2	13.2	12.7
A small amount	26.2	21.1	26.1	21.8	24.0
Some	27.1	29.2	26.5	29.6	28.0
A lot	17.6	29.4	23.7	21.7	22.7
Refused	0.2	0.4		0.6	0.3
Don't know	16.0	7.4	11.4	13.2	12.3

Q87E. Do you think that the amount of influence traditional leaders have in governing your local community should increase, stay the same, or decrease?

	Urban	Rural	Male	Female	Total
Decrease a lot	4.2	3.6	4.2	3.7	4.0
Decrease somewhat	8.1	6.4	5.6	9.1	7.3
Stay the same	27.1	21.8	26.0	23.6	24.8
Increase somewhat	22.3	26.6	26.1	22.3	24.2
Increase a lot	21.2	33.4	26.7	26.3	26.5
Refused		0.5	0.1	0.3	0.2
Don't know	17.0	7.7	11.3	14.6	13.0

Q88. Which of these three statements is closest to your own opinion?

Statement 1: Traditional leaders mostly look out for what is best for the people in their communities.

Statement 2: Traditional leaders mostly serve the interests of politicians and government officials.

Statement 3: Traditional leaders mostly look out for their own personal interests.

	Urban	Rural	Male	Female	Total
Do not agree with any of these statements	6.7	4.6	5.2	6.3	5.8
Statement 3: Own personal interests	19.6	22.9	23.0	19.1	21.0
Statement 2: Interests of politicians and government officials	20.5	21.1	19.5	22.1	20.8
Statement 1: What is best for the people in their communities	42.5	46.2	44.3	43.9	44.1
Refused		0.5	0.1	0.3	0.2
Don't know	10.6	4.7	7.8	8.3	8.1

Q89A. Which of the following statements is closest to your view?

Statement 1: Traditional leaders have a better grasp of political issues than ordinary people; they should give their people advice about how to vote.

Statement 2: Traditional leaders should stay out of politics and leave people to make their own decisions about how to vote.

	Urban	Rural	Male	Female	Total
Agree very strongly with 1	13.9	15.8	16.4	13.0	14.7
Agree with 1	20.9	24.4	22.6	22.3	22.4
Agree with 2	26.8	27.1	24.4	29.5	26.9
Agree very strongly with 2	25.1	26.8	26.3	25.4	25.8
Agree with neither	3.2	2.4	3.7	2.0	2.8
Refused	0.4	0.7	0.3	0.8	0.5
Don't know	9.7	2.8	6.4	7.0	6.7

Q89B. Which of the following statements is closest to your view?

Statement 1: Traditional leaders are mostly in competition with elected leaders for resources, power and influence.

Statement 2: Traditional leaders mostly work in cooperation with elected leaders to get things done.

	Urban	Rural	Male	Female	Total
Agree very strongly with 1	11.3	14.6	11.1	14.5	12.8
Agree with 1	20.6	15.9	18.1	19.0	18.6
Agree with 2	29.9	32.7	32.5	29.7	31.1
Agree very strongly with 2	24.1	28.5	27.2	24.8	26.0
Agree with neither	3.4	2.9	3.7	2.6	3.2
Refused	0.6	0.7	0.4	0.9	0.6
Don't know	10.1	4.6	6.9	8.5	7.7

Q90. Some people think that because traditional leaders are not elected, they are bad for democracy, but other people think that traditional leaders can work together with elected leaders to make democracy work better. What about you? Do you think that traditional leaders strengthen democracy, weaken democracy, or don't make a difference?

	Urban	Rural	Male	Female	Total
Weaken democracy	10.4	12.2	10.8	11.5	11.2
Don't make a difference	47.0	38.8	43.6	43.3	43.4
Strengthen democracy	28.5	39.4	34.4	32.0	33.2
Refused	0.6	0.7	0.3	1.1	0.7
Don't know	13.5	9.0	10.9	12.1	11.5

Corruption

Also see questions in “Public services and government performance” about:

- Government performance in fighting corruption, Q50
- Bribe-paying for public services, Q44

Q42A. How many of the following people do you think are involved in corruption, or haven't you heard enough about them to say: The president and officials in his office?

	Urban	Rural	Male	Female	Total
None	6.1	11.5	8.6	8.3	8.5
Some of them	54.0	54.8	56.4	52.2	54.3
Most of them	24.7	18.9	21.4	22.9	22.2
All of them	8.2	6.3	7.2	7.5	7.4
Refused		0.1		0.1	0.1
Don't know	7.0	8.4	6.3	8.9	7.6

Q42A1_NAM. How many of the following people do you think are involved in corruption, or haven't you heard enough about them to say: The prime minister and officials in her office?

	Urban	Rural	Male	Female	Total
None	6.0	11.6	8.6	8.2	8.4
Some of them	51.0	51.9	53.7	49.0	51.4
Most of them	27.4	20.7	25.3	23.7	24.5
All of them	7.9	5.6	6.3	7.6	6.9
Refused		0.1		0.1	0.1
Don't know	7.7	10.1	6.2	11.4	8.8

Q42B. How many of the following people do you think are involved in corruption, or haven't you heard enough about them to say: Members of the National Assembly?

	Urban	Rural	Male	Female	Total
None	4.1	9.1	6.3	6.2	6.2
Some of them	54.3	54.6	56.7	52.1	54.4
Most of them	26.4	18.4	21.3	24.6	22.9
All of them	6.9	5.4	6.1	6.3	6.2
Refused		0.1		0.1	0.1
Don't know	8.4	12.4	9.6	10.7	10.1

Q42B1_NAM. How many of the following people do you think are involved in corruption, or haven't you heard enough about them to say: Representatives to the National Council?

	Urban	Rural	Male	Female	Total
None	4.8	7.3	6.3	5.4	5.9
Some of them	54.6	56.0	56.2	54.3	55.2
Most of them	24.9	17.7	21.7	21.8	21.8
All of them	7.3	5.9	6.6	6.8	6.7
Refused		0.1		0.1	0.1
Don't know	8.3	13.0	9.2	11.5	10.3

Q42C. How many of the following people do you think are involved in corruption, or haven't you heard enough about them to say: Civil servants?

	Urban	Rural	Male	Female	Total
None	4.4	5.1	5.7	3.7	4.7
Some of them	54.5	57.0	55.4	55.7	55.6
Most of them	31.1	27.4	29.7	29.2	29.5
All of them	6.2	3.8	4.9	5.4	5.2
Refused		0.1		0.1	0.1
Don't know	3.9	6.6	4.2	5.9	5.0

Q42D. How many of the following people do you think are involved in corruption, or haven't you heard enough about them to say: Members of your local authority council?

	Urban	Rural	Male	Female	Total
None	3.6	5.0	4.5	4.0	4.2
Some of them	59.2	58.9	59.8	58.3	59.1
Most of them	24.3	20.0	22.9	21.9	22.4
All of them	5.9	5.1	5.2	5.8	5.5
Refused		0.1		0.1	0.1
Don't know	7.1	10.9	7.6	9.9	8.7

Q42D1_NAM. How many of the following people do you think are involved in corruption, or haven't you heard enough about them to say: Regional councillors?

	Urban	Rural	Male	Female	Total
None	3.8	5.8	4.8	4.4	4.6
Some of them	59.3	60.0	60.7	58.6	59.6
Most of them	22.9	20.5	21.5	22.2	21.9
All of them	5.7	5.0	5.1	5.7	5.4
Refused		0.1		0.1	0.1
Don't know	8.3	8.5	7.9	8.9	8.4

Q42D2_NAM. How many of the following people do you think are involved in corruption, or haven't you heard enough about them to say: Regional governors?

	Urban	Rural	Male	Female	Total
None	4.3	6.6	5.7	5.0	5.3
Some of them	58.5	59.2	59.6	58.0	58.8
Most of them	21.8	19.7	21.3	20.5	20.9
All of them	6.1	4.6	5.0	6.0	5.5
Refused		0.1		0.1	0.1
Don't know	9.2	9.8	8.5	10.4	9.5

Q42E. How many of the following people do you think are involved in corruption, or haven't you heard enough about them to say: Police?

	Urban	Rural	Male	Female	Total
None	3.2	4.9	4.6	3.3	4.0
Some of them	52.7	60.0	54.4	57.4	55.9
Most of them	33.0	25.2	30.2	28.9	29.6
All of them	8.2	5.0	7.2	6.4	6.8
Refused		0.1		0.1	0.1
Don't know	3.0	4.8	3.7	3.9	3.8

Q42F. How many of the following people do you think are involved in corruption, or haven't you heard enough about them to say: Judges and magistrates?

	Urban	Rural	Male	Female	Total
None	8.4	10.6	11.6	7.1	9.4
Some of them	56.1	58.6	55.7	58.7	57.2
Most of them	19.4	17.2	19.2	17.7	18.5
All of them	5.3	3.8	4.5	4.9	4.7
Refused	0.3	0.1	0.1	0.3	0.2
Don't know	10.4	9.7	8.9	11.3	10.1

Q42G. How many of the following people do you think are involved in corruption, or haven't you heard enough about them to say: Tax officials, like officials from the Ministry of Finance, Inland Revenue?

	Urban	Rural	Male	Female	Total
None	3.2	5.8	5.8	2.8	4.3
Some of them	56.9	62.0	58.7	59.5	59.1
Most of them	24.4	17.4	21.4	21.3	21.4
All of them	6.5	3.8	5.0	5.7	5.3
Refused		0.1		0.1	0.1
Don't know	9.0	10.8	9.1	10.5	9.8

Q42H. How many of the following people do you think are involved in corruption, or haven't you heard enough about them to say: Traditional leaders?

	Urban	Rural	Male	Female	Total
None	10.4	17.3	14.2	12.6	13.4
Some of them	55.9	61.4	56.9	59.7	58.3
Most of them	16.7	11.3	15.4	13.2	14.3
All of them	4.4	3.6	4.2	3.9	4.1
Refused		0.1		0.1	0.1
Don't know	12.6	6.2	9.3	10.4	9.8

Q42I. How many of the following people do you think are involved in corruption, or haven't you heard enough about them to say: Religious leaders?

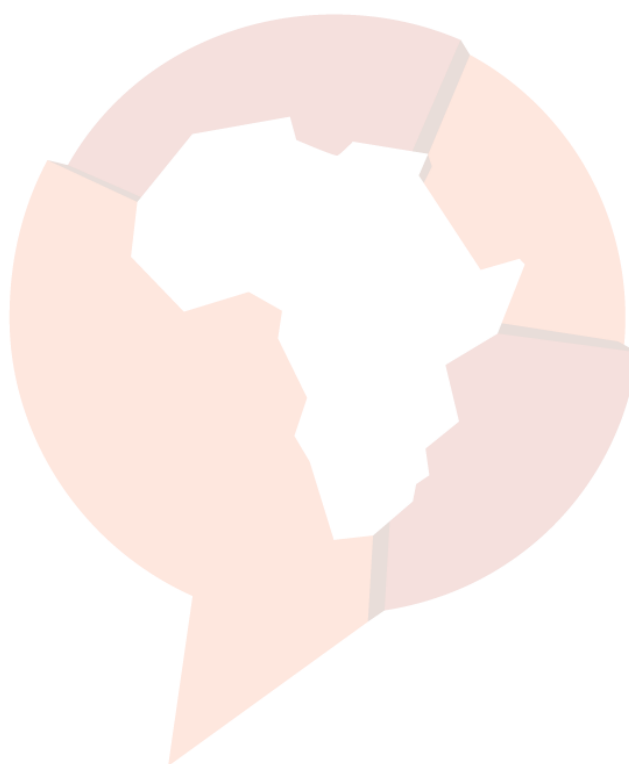
	Urban	Rural	Male	Female	Total
None	14.9	21.3	19.0	16.3	17.7
Some of them	55.0	54.4	54.0	55.4	54.7
Most of them	15.6	12.0	13.5	14.6	14.1
All of them	4.4	2.6	3.7	3.5	3.6
Refused		0.4		0.3	0.2
Don't know	10.1	9.3	9.7	9.8	9.8

Q43A. In your opinion, over the past year, has the level of corruption in this country increased, decreased, or stayed the same?

	Urban	Rural	Male	Female	Total
Increased a lot	56.3	51.1	52.0	56.2	54.1
Increased somewhat	20.7	18.8	19.5	20.2	19.9
Stayed the same	12.0	16.6	16.5	11.6	14.0
Decreased somewhat	5.9	8.0	6.5	7.1	6.8
Decreased a lot	2.8	1.5	2.2	2.3	2.3
Refused		0.1	0.1		0.1
Don't know	2.2	3.9	3.2	2.7	2.9

Q43B. In this country, can ordinary people report incidents of corruption without fear, or do they risk retaliation or other negative consequences if they speak out?

	Urban	Rural	Male	Female	Total
Can report without fear	27.3	30.6	28.1	29.5	28.8
Risk retaliation	70.2	64.7	68.5	67.1	67.8
Refused		0.2	0.2		0.1
Don't know	2.4	4.5	3.3	3.4	3.3



Public services and government performance

See related questions in the sections on “Respondents and their households” (about electricity at the household level) and “Institutions and leaders”

Now I would like to talk to you about experiences that some people have in accessing certain essential government services.

Q44A. In the past 12 months, have you had contact with a public school?

	Urban	Rural	Male	Female	Total
No	65.3	63.9	66.4	63.0	64.7
Yes	34.5	36.1	33.6	36.8	35.2
Don't know	0.2			0.2	0.1

Q44B. How easy or difficult was it to obtain the services you needed from teachers or school officials?

	Urban	Rural	Male	Female	Total
Very easy	7.5	8.6	6.8	9.2	8.0
Easy	16.2	18.8	17.5	17.2	17.4
Difficult	8.3	5.9	7.2	7.3	7.2
Very difficult	2.4	2.8	2.2	2.9	2.6
Not applicable	65.5	63.9	66.4	63.2	64.8
Don't know	0.1			0.1	0.1

Q44C. And how often, if ever, did you have to pay a bribe, give a gift, or do a favour for a teacher or school official in order to get the services you needed from the schools?

	Urban	Rural	Male	Female	Total
Never	31.8	35.0	32.0	34.4	33.2
Once or twice	1.7	0.8	1.2	1.4	1.3
A few times	0.7	0.1	0.2	0.7	0.4
Often	0.2		0.3		0.1
Not applicable	65.5	63.9	66.4	63.2	64.8
Refused		0.3		0.2	0.1

Q44D. In the past 12 months, have you had contact with a public clinic or hospital?

	Urban	Rural	Male	Female	Total
No	49.0	39.6	52.6	37.1	44.9
Yes	50.6	60.4	47.2	62.5	54.9
Don't know	0.5		0.1	0.4	0.3

Q44E. How easy or difficult was it to obtain the medical care you needed?

	Urban	Rural	Male	Female	Total
Very easy	7.3	11.5	6.6	11.7	9.1
Easy	20.6	29.3	21.6	27.2	24.4
Difficult	12.4	11.1	10.0	13.7	11.9
Very difficult	10.2	8.5	8.9	10.0	9.5
Not applicable	49.4	39.6	52.8	37.5	45.1

Q44F. And how often, if ever, did you have to pay a bribe, give a gift, or do a favour for a health worker or clinic or hospital staff in order to get the medical care you needed?

	Urban	Rural	Male	Female	Total
Never	48.3	59.4	45.6	60.8	53.1
Once or twice	1.5	0.4	0.9	1.2	1.0
A few times	0.2	0.6	0.4	0.5	0.4
Often	0.4		0.4		0.2
Not applicable	49.4	39.6	52.8	37.5	45.1
Don't know	0.1			0.1	0.1

Q44G. In the past 12 months, have you tried to get an identity document like a birth certificate, driver's license, passport or voter's card, or permit from government?

	Urban	Rural	Male	Female	Total
No	63.7	74.0	67.4	69.1	68.2
Yes	36.1	26.0	32.6	30.7	31.7
Don't know	0.2			0.2	0.1

Q44H. How easy or difficult was it to obtain the document you needed?

	Urban	Rural	Male	Female	Total
Very easy	6.4	6.5	6.1	6.7	6.4
Easy	15.6	11.0	14.8	12.3	13.6
Difficult	7.7	4.5	6.0	6.6	6.3
Very difficult	6.4	4.0	5.7	5.0	5.4
Not applicable	63.9	74.0	67.4	69.3	68.3

Q44I. And how often, if ever, did you have to pay a bribe, give a gift, or do a favour for a government official in order to get the document you needed?

	Urban	Rural	Male	Female	Total
Never	33.5	24.8	29.8	29.7	29.7
Once or twice	1.0	1.0	1.2	0.8	1.0
A few times	1.6	0.1	1.7	0.2	0.9
Not applicable	63.9	74.0	67.4	69.3	68.3

Q44J. In the past 12 months, have you requested assistance from the police?

	Urban	Rural	Male	Female	Total
No	69.4	78.7	71.1	75.8	73.4
Yes	30.4	21.1	28.8	23.9	26.3
Don't know	0.3	0.2	0.2	0.3	0.2

Q44K. How easy or difficult was it to obtain the assistance you needed?

	Urban	Rural	Male	Female	Total
Very easy	5.2	2.5	4.2	3.8	4.0
Easy	13.1	12.5	14.4	11.2	12.8
Difficult	6.9	3.0	6.2	4.1	5.2
Very difficult	5.2	2.6	3.9	4.3	4.1
Not applicable	69.6	78.9	71.2	76.1	73.7
Don't know		0.4		0.4	0.2

Q44L. And how often, if ever, did you have to pay a bribe, give a gift, or do a favour for a police officer in order to get the assistance you needed?

	Urban	Rural	Male	Female	Total
Never	28.4	20.4	27.5	22.3	24.9
Once or twice	1.5	0.2	0.9	0.9	0.9
A few times	0.4		0.1	0.4	0.2
Often	0.1	0.1	0.2		0.1
Not applicable	69.6	78.9	71.2	76.1	73.7
Don't know		0.4		0.4	0.2

Q44M. In the past 12 months, how often have you encountered the police in other situations, like at checkpoints, during identity checks or traffic stops, or during an investigation?

	Urban	Rural	Male	Female	Total
Never	54.8	61.7	52.9	62.7	57.8
Once or twice	14.2	10.3	13.9	11.1	12.5
A few times	16.2	15.2	18.0	13.5	15.7
Often	14.1	11.4	14.3	11.6	13.0
Don't know	0.6	1.4	0.9	1.1	1.0

Q44N. How often, if ever did you have to pay a bribe, give a gift, or do a favour for a police officer in order to avoid a problem during one of these encounters?

	Urban	Rural	Male	Female	Total
Never	40.0	35.0	42.8	32.8	37.8
Once or twice	2.9	1.1	2.4	1.9	2.1
A few times	1.4	0.5	0.8	1.3	1.0
Often	0.2	0.2	0.1	0.3	0.2
Not applicable	55.5	63.0	53.8	63.8	58.8
Don't know		0.2	0.2		0.1

Now let's speak about the performance of the present government of this country.

Q50A. How well or badly would you say the current government is handling the following matters, or haven't you heard enough to say: Managing the economy?

	Urban	Rural	Male	Female	Total
Very badly	46.2	37.0	41.4	42.9	42.2
Fairly badly	33.3	30.6	32.5	31.8	32.1
Fairly well	16.4	25.7	20.0	20.9	20.5
Very well	2.3	3.9	3.4	2.6	3.0
Don't know	1.9	2.8	2.7	1.8	2.3

Q50B. How well or badly would you say the current government is handling the following matters, or haven't you heard enough to say: Improving the living standards of the poor?

	Urban	Rural	Male	Female	Total
Very badly	44.9	36.9	40.5	42.4	41.4
Fairly badly	35.0	35.1	36.5	33.6	35.0
Fairly well	16.1	24.1	18.7	20.5	19.6
Very well	3.0	2.0	2.4	2.6	2.5
Don't know	0.9	2.0	1.9	0.9	1.4

Q50C. How well or badly would you say the current government is handling the following matters, or haven't you heard enough to say: Creating jobs?

	Urban	Rural	Male	Female	Total
Very badly	55.2	50.3	51.5	54.6	53.1
Fairly badly	31.2	30.1	33.3	28.2	30.8
Fairly well	10.9	16.7	12.1	14.7	13.4
Very well	1.7	0.7	1.3	1.3	1.3
Refused	0.1		0.1		0.1
Don't know	0.8	2.2	1.6	1.3	1.4

Q50D. How well or badly would you say the current government is handling the following matters, or haven't you heard enough to say: Keeping prices stable?

	Urban	Rural	Male	Female	Total
Very badly	37.9	31.5	34.2	36.0	35.1
Fairly badly	35.2	37.1	36.3	35.8	36.0
Fairly well	22.6	24.4	23.8	22.9	23.4
Very well	2.0	2.6	2.2	2.4	2.3
Don't know	2.4	4.3	3.5	2.9	3.2

Q50E. How well or badly would you say the current government is handling the following matters, or haven't you heard enough to say: Narrowing gaps between rich and poor?

	Urban	Rural	Male	Female	Total
Very badly	54.5	49.8	51.2	53.7	52.4
Fairly badly	30.1	32.3	31.8	30.4	31.1
Fairly well	11.2	13.4	12.5	11.8	12.2
Very well	1.5	1.5	1.3	1.8	1.5
Don't know	2.6	3.1	3.2	2.4	2.8

Q50F. How well or badly would you say the current government is handling the following matters, or haven't you heard enough to say: Reducing crime?

	Urban	Rural	Male	Female	Total
Very badly	30.4	28.6	28.5	30.7	29.6
Fairly badly	23.6	23.8	22.3	25.2	23.7
Fairly well	32.4	34.2	34.2	32.2	33.2
Very well	12.3	11.1	12.8	10.7	11.8
Refused		0.2	0.2		0.1
Don't know	1.3	2.2	2.1	1.2	1.7

Q50G. How well or badly would you say the current government is handling the following matters, or haven't you heard enough to say: Improving basic health services?

	Urban	Rural	Male	Female	Total
Very badly	28.4	20.8	23.2	27.0	25.1
Fairly badly	27.5	26.1	25.0	28.8	26.9
Fairly well	33.6	40.2	39.2	33.7	36.5
Very well	9.1	10.9	10.6	9.2	9.9
Don't know	1.3	2.0	1.9	1.3	1.6

Q50H. How well or badly would you say the current government is handling the following matters, or haven't you heard enough to say: Addressing educational needs?

	Urban	Rural	Male	Female	Total
Very badly	29.3	25.3	25.4	29.7	27.5
Fairly badly	29.8	22.6	25.8	27.5	26.7
Fairly well	31.5	39.5	36.5	33.4	35.0
Very well	7.9	9.9	9.7	7.9	8.8
Don't know	1.6	2.7	2.6	1.6	2.1

Q50I. How well or badly would you say the current government is handling the following matters, or haven't you heard enough to say: Providing water and sanitation services?

	Urban	Rural	Male	Female	Total
Very badly	26.4	24.6	25.3	25.9	25.6
Fairly badly	26.7	23.8	24.8	26.1	25.4
Fairly well	37.0	40.2	39.3	37.5	38.4
Very well	8.2	9.6	8.5	9.1	8.8
Don't know	1.6	1.8	2.1	1.3	1.7

Q50J. How well or badly would you say the current government is handling the following matters, or haven't you heard enough to say: Fighting corruption in government?

	Urban	Rural	Male	Female	Total
Very badly	42.8	37.3	39.9	40.9	40.4
Fairly badly	30.8	28.0	29.7	29.4	29.6
Fairly well	20.1	25.7	22.2	23.0	22.6
Very well	4.9	5.0	5.7	4.2	5.0
Don't know	1.4	3.9	2.5	2.5	2.5

Q50K. How well or badly would you say the current government is handling the following matters, or haven't you heard enough to say: Maintaining roads and bridges?

	Urban	Rural	Male	Female	Total
Very badly	21.8	20.9	22.2	20.6	21.4
Fairly badly	22.4	18.3	19.2	22.0	20.6
Fairly well	36.6	45.0	39.7	40.9	40.3
Very well	17.6	13.6	16.9	14.8	15.9
Refused	0.2		0.3		0.1
Don't know	1.3	2.3	1.8	1.7	1.7

Q50L. How well or badly would you say the current government is handling the following matters, or haven't you heard enough to say: Providing a reliable supply of electricity?

	Urban	Rural	Male	Female	Total
Very badly	25.6	26.7	26.3	25.8	26.1
Fairly badly	27.2	28.6	27.8	27.9	27.8
Fairly well	36.3	34.2	35.1	35.7	35.4
Very well	9.3	7.5	8.8	8.2	8.5
Don't know	1.5	3.0	2.0	2.3	2.2

Q50M. How well or badly would you say the current government is handling the following matters, or haven't you heard enough to say: Preventing or resolving violent conflict?

	Urban	Rural	Male	Female	Total
Very badly	26.2	21.1	23.2	24.7	24.0
Fairly badly	31.8	29.4	32.7	28.9	30.8
Fairly well	28.0	36.1	30.6	32.5	31.5
Very well	9.6	8.2	8.9	9.0	9.0
Don't know	4.4	5.2	4.6	5.0	4.8

Q50N. How well or badly would you say the current government is handling the following matters, or haven't you heard enough to say: Addressing the needs of young people?

	Urban	Rural	Male	Female	Total
Very badly	41.5	33.0	37.9	37.6	37.8
Fairly badly	33.2	37.4	33.0	37.0	35.0
Fairly well	20.9	22.9	23.0	20.5	21.8
Very well	3.3	4.8	4.2	3.7	4.0
Don't know	1.1	2.0	1.7	1.2	1.5

Q50O. How well or badly would you say the current government is handling the following matters, or haven't you heard enough to say: Protecting rights and promoting opportunities for disabled people?

	Urban	Rural	Male	Female	Total
Very badly	23.6	15.4	19.1	21.0	20.0
Fairly badly	25.7	21.1	22.9	24.4	23.7
Fairly well	30.2	40.6	36.3	33.1	34.7
Very well	14.8	17.4	15.9	16.0	16.0
Refused		0.1	0.1		0.1
Don't know	5.8	5.3	5.6	5.5	5.6

Taxation

Also see Q95B under “Economic life” and Q42G under “Corruption”

Q39A. For each of the following statements, please tell me whether you disagree or agree: The tax authorities always have the right to make people pay taxes?

	Urban	Rural	Male	Female	Total
Strongly disagree	10.8	7.9	9.3	9.8	9.5
Disagree	14.2	11.3	12.6	13.2	12.9
Neither agree nor disagree	7.5	5.9	6.1	7.5	6.8
Agree	48.8	45.7	48.3	46.6	47.5
Strongly agree	14.4	17.3	16.7	14.7	15.7
Don't know	4.3	11.7	7.0	8.1	7.5

Q45. Which of the following statements is closest to your view?

Statement 1: It is better to pay higher taxes if it means that there will be more services provided by government.

Statement 2: It is better to pay lower taxes, even if it means there will be fewer services provided by government.

	Urban	Rural	Male	Female	Total
Agree very strongly with 1	22.0	21.6	23.5	20.2	21.8
Agree with 1	28.8	29.9	29.5	29.0	29.3
Agree with 2	23.9	16.2	20.6	20.5	20.5
Agree very strongly with 2	16.4	18.8	16.6	18.3	17.4
Agree with neither	4.2	3.0	3.9	3.5	3.7
Refused	0.1	0.2	0.2	0.2	0.2
Don't know	4.5	10.4	5.7	8.4	7.0

Q46A. Based on your experience, how easy or difficult is it to do each of the following: To find out what taxes and fees you are supposed to pay to the government?

	Urban	Rural	Male	Female	Total
Very easy	8.0	5.6	8.0	6.0	7.0
Easy	24.6	19.3	22.0	22.6	22.3
Difficult	34.5	27.5	29.0	33.9	31.5
Very difficult	17.5	19.7	20.6	16.3	18.4
Refused		0.2		0.2	0.1
Don't know	15.4	27.8	20.5	21.1	20.8

Q46B. Based on your experience, how easy or difficult is it to do each of the following: To find out how government uses the revenues from people's taxes and fees?

	Urban	Rural	Male	Female	Total
Very easy	2.7	2.3	2.4	2.6	2.5
Easy	12.2	6.9	8.7	11.1	9.9
Difficult	38.0	29.0	33.6	34.6	34.1
Very difficult	33.6	38.9	38.0	33.8	35.9
Don't know	13.5	23.0	17.3	17.9	17.6

Q46C. Do you think that the amount of taxes that ordinary people in Namibia are required to pay to the government is too little, too much, or about the right amount?

	Urban	Rural	Male	Female	Total
Far too little	2.1	4.4	2.6	3.7	3.1
Somewhat too little	9.2	8.4	9.8	8.0	8.9
About the right amount	34.6	33.3	34.6	33.5	34.0
Somewhat too much	20.3	14.8	17.9	17.9	17.9
Far too much	20.7	14.4	17.7	18.3	18.0
Don't know	13.1	24.6	17.5	18.7	18.1

Q46D. Do you think that the amount of taxes that rich people in Namibia are required to pay to the government is too little, too much, or about the right amount?

	Urban	Rural	Male	Female	Total
Far too little	16.7	14.0	16.6	14.4	15.5
Somewhat too little	14.8	18.9	16.4	16.8	16.6
About the right amount	30.0	26.5	29.4	27.6	28.5
Somewhat too much	11.6	6.9	9.8	9.4	9.6
Far too much	8.4	6.0	7.8	7.0	7.4
Don't know	18.5	27.6	20.1	24.8	22.4

Q47A. Do you agree or disagree with each of the following statements: Government should make sure small traders and other people working in the informal sector pay taxes on their businesses?

	Urban	Rural	Male	Female	Total
Strongly disagree	30.7	36.2	32.3	33.9	33.1
Disagree	27.3	19.4	22.6	25.1	23.8
Neither agree or disagree	7.7	4.7	5.3	7.5	6.4
Agree	24.3	21.6	26.1	20.1	23.1
Strongly agree	6.6	9.8	8.6	7.4	8.0
Don't know	3.5	8.4	5.2	6.1	5.6

Q47B. Do you agree or disagree with each of the following statements: It is fair to tax rich people at a higher rate than ordinary people in order to help pay for government programs to benefit the poor?

	Urban	Rural	Male	Female	Total
Strongly disagree	8.5	6.8	8.1	7.4	7.8
Disagree	20.5	18.5	20.9	18.4	19.6
Neither agree or disagree	8.6	8.1	6.9	9.9	8.4
Agree	36.2	28.2	32.9	32.6	32.7
Strongly agree	22.8	30.9	26.6	26.0	26.3
Don't know	3.5	7.4	4.6	5.8	5.2

Q47C. Do you agree or disagree with each of the following statements: The government usually uses the tax revenues it collects for the well-being of citizens?

	Urban	Rural	Male	Female	Total
Strongly disagree	9.2	4.8	8.1	6.5	7.3
Disagree	18.7	13.2	15.2	17.4	16.3
Neither agree or disagree	12.6	9.4	11.1	11.3	11.2
Agree	34.6	38.3	38.9	33.5	36.2
Strongly agree	16.3	19.6	16.4	19.1	17.7
Refused	0.2		0.1	0.0	0.1
Don't know	8.5	14.6	10.1	12.2	11.2

Q47D. In your opinion, how often, in this country, do people avoid paying the taxes that they owe the government?

	Urban	Rural	Male	Female	Total
Never	22.3	17.9	19.4	21.4	20.4
Rarely	29.1	26.6	27.7	28.3	28.0
Often	25.6	18.4	23.6	21.3	22.5
Always	9.7	9.5	10.3	8.9	9.6
Don't know	13.3	27.6	19.1	20.0	19.5



Identity and society

Q82B. Let us suppose that you had to choose between being a Namibian and being a _____ [R's ethnic group]. Which of the following statements best expresses your feelings?

	Urban	Rural	Male	Female	Total
I feel only (ethnic group)	5.0	5.1	4.9	5.2	5.1
I feel more (ethnic group) than Namibian	10.7	8.8	9.0	10.8	9.9
I feel equally Namibian and (ethnic group)	56.9	59.2	57.9	57.9	57.9
I feel more Namibian than (ethnic group)	8.1	4.3	6.4	6.5	6.4
I feel only Namibian	18.4	22.1	21.2	18.8	20.0
Not applicable	0.5	0.3	0.4	0.4	0.4
Refused	0.1			0.1	0.0
Don't know	0.2	0.2	0.3	0.1	0.2

Q82C. Do you feel comfortable speaking your mother tongue in public?

	Urban	Rural	Male	Female	Total
No	2.5	2.5	2.3	2.6	2.5
Yes	97.1	97.5	97.5	97.1	97.3
Not applicable	0.2		0.1	0.1	0.1
Don't know	0.2			0.2	0.1

Q82D. Do you feel comfortable wearing your traditional or cultural dress in public?

	Urban	Rural	Male	Female	Total
No	3.9	2.9	3.9	3.0	3.5
Yes	95.9	96.9	95.7	96.9	96.3
Not applicable	0.1	0.2	0.2	0.1	0.1
Don't know	0.2		0.2		0.1

Q82A. How often, if ever, are _____ s [R's ethnic group] treated unfairly by the government?

	Urban	Rural	Male	Female	Total
Never	56.6	60.0	58.6	57.5	58.1
Sometimes	27.3	25.6	26.2	26.9	26.5
Often	7.5	7.8	7.9	7.3	7.6
Always	6.4	5.2	5.9	5.9	5.9
Not applicable	0.5	0.3	0.4	0.4	0.4
Refused	0.1		0.1		0.0
Don't know	1.7	1.1	0.9	1.9	1.4

Q98B. How often, if ever, are _____s [R's religious group] treated unfairly by the government?

	Urban	Rural	Male	Female	Total
Never	76.2	79.9	76.4	79.2	77.8
Sometimes	7.7	9.5	8.2	8.8	8.5
Often	1.9	3.0	2.2	2.6	2.4
Always	2.8	3.4	3.1	3.0	3.1
Not applicable	9.6	3.0	8.8	4.6	6.7
Don't know	1.8	1.1	1.2	1.8	1.5

Q84A. In the past year, how often, if ever, have you personally been treated unfairly by other Namibians based on: Your economic status, that is, how rich or poor you are?

	Urban	Rural	Male	Female	Total
Never	49.3	59.0	55.3	51.7	53.5
Once or twice	17.0	16.7	15.2	18.5	16.9
Several times	23.9	14.9	20.7	19.1	20.0
Many times	8.6	8.3	7.9	9.0	8.4
Don't know	1.3	1.2	0.8	1.6	1.2

Q84B. In the past year, how often, if ever, have you personally been treated unfairly by other Namibians based on: Your religion?

	Urban	Rural	Male	Female	Total
Never	65.6	76.1	71.4	69.0	70.2
Once or twice	14.1	13.0	12.4	14.8	13.6
Several times	12.6	6.1	8.9	10.7	9.8
Many times	4.0	2.2	3.4	3.0	3.2
Refused	0.1		0.1		0.1
Don't know	3.5	2.5	3.8	2.4	3.1

Q84C. In the past year, how often, if ever, have you personally been treated unfairly by other Namibians based on: Your ethnicity?

	Urban	Rural	Male	Female	Total
Never	58.2	72.0	64.3	64.1	64.2
Once or twice	16.6	14.0	15.8	15.1	15.5
Several times	16.7	8.0	11.6	14.3	12.9
Many times	4.0	3.5	4.2	3.4	3.8
Don't know	4.5	2.5	4.1	3.2	3.6

Q68. Which of the following statements is closest to your own opinion?

Statement 1: Communities are stronger when they are made up of people from different ethnic groups, races, or religions.

Statement 2: Communities are stronger when they are made up of people who are similar to each other, that is, people from the same ethnic group, race, or religion.

	Urban	Rural	Male	Female	Total
Agree very strongly with 1	30.1	31.8	31.8	29.9	30.8
Agree with 1	37.6	32.8	33.4	37.6	35.5
Agree with 2	15.9	13.7	14.9	15.0	15.0
Agree very strongly with 2	12.5	15.1	15.2	12.1	13.6
Agree with neither	1.0	1.5	1.0	1.4	1.2
Refused	0.3	0.1		0.4	0.2
Don't know	2.5	5.1	3.7	3.6	3.6

Q85. Namibians are very diverse. They come from different religions, ethnic groups, political parties, and economic and social backgrounds. Overall, would you say that there is more that unites all Namibians as one people, or more that divides them?

	Urban	Rural	Male	Female	Total
Much more that divides us	15.3	12.9	13.5	15.0	14.3
Somewhat more that divides us	23.2	21.3	21.7	23.0	22.3
Somewhat more that unites us	31.5	22.8	28.6	26.8	27.7
Much more that unites us	26.7	37.8	32.3	30.7	31.5
Don't know	3.3	5.3	3.8	4.5	4.2

Q86A. For each of the following types of people, please tell me whether you would like having people from this group as neighbours, dislike it, or not care: People of a different religion?

	Urban	Rural	Male	Female	Total
Strongly dislike	3.4	3.8	4.0	3.1	3.6
Somewhat Dislike	2.5	1.7	2.0	2.3	2.2
Would not care	47.4	39.1	45.8	41.8	43.8
Somewhat like	17.0	10.4	13.8	14.5	14.1
Strongly like	28.1	43.5	33.1	36.5	34.8
Don't know	1.7	1.3	1.3	1.8	1.5

Q86B. For each of the following types of people, please tell me whether you would like having people from this group as neighbours, dislike it, or not care: People from other ethnic groups?

	Urban	Rural	Male	Female	Total
Strongly dislike	2.0	3.1	2.2	2.8	2.5
Somewhat dislike	1.7	2.8	2.2	2.1	2.2
Would not care	48.9	41.1	46.7	44.3	45.5
Somewhat like	16.0	11.8	13.7	14.6	14.2
Strongly like	29.9	40.0	33.9	34.7	34.3
Don't know	1.5	1.2	1.2	1.5	1.3

Q86C. For each of the following types of people, please tell me whether you would like having people from this group as neighbours, dislike it, or not care: Homosexuals?

	Urban	Rural	Male	Female	Total
Strongly dislike	20.4	33.1	27.2	24.6	25.9
Somewhat dislike	9.0	7.1	7.8	8.6	8.2
Would not care	45.8	38.9	43.4	42.1	42.8
Somewhat like	13.1	8.1	10.3	11.5	10.9
Strongly like	9.8	11.8	9.3	12.0	10.7
Don't know	2.0	1.1	1.9	1.2	1.6

Q86D. For each of the following types of people, please tell me whether you would like having people from this group as neighbours, dislike it, or not care: Immigrants or foreign workers?

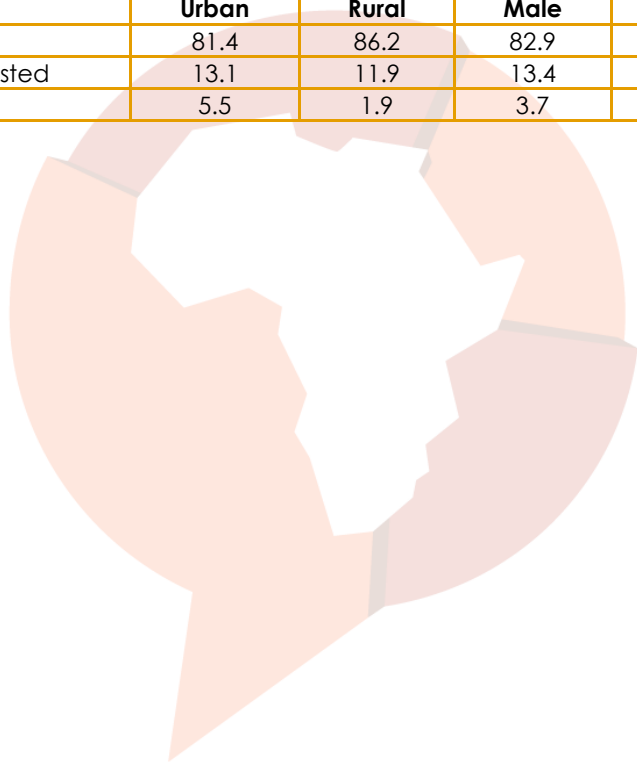
	Urban	Rural	Male	Female	Total
Strongly dislike	7.7	12.1	10.5	8.7	9.6
Somewhat dislike	5.7	5.6	3.6	7.7	5.6
Would not care	47.0	40.0	44.9	43.1	44.0
Somewhat like	19.0	15.7	18.7	16.4	17.6
Strongly like	18.0	25.5	20.1	22.4	21.2
Don't know	2.7	1.1	2.3	1.8	2.0

Q86E. For each of the following types of people, please tell me whether you would like having people from this group as neighbours, dislike it, or not care: People who support a different political party?

	Urban	Rural	Male	Female	Total
Strongly dislike	3.2	4.8	4.1	3.6	3.9
Somewhat dislike	2.3	3.0	3.1	2.1	2.6
Would not care	56.6	44.8	51.8	51.0	51.4
Somewhat like	17.2	14.3	15.6	16.4	16.0
Strongly like	19.0	31.6	24.3	24.5	24.4
Don't know	1.8	1.5	1.0	2.4	1.7

Q83. Generally speaking, would you say that most people can be trusted or that you must be very careful in dealing with people?

	Urban	Rural	Male	Female	Total
Must be very careful	81.4	86.2	82.9	84.1	83.5
Most people can be trusted	13.1	11.9	13.4	11.7	12.6
Don't know	5.5	1.9	3.7	4.1	3.9



Crime and security

Q8A. Over the past year, how often, if ever, have you or anyone in your family: Felt unsafe walking in your neighbourhood?

	Urban	Rural	Male	Female	Total
Never	33.5	64.6	50.3	43.7	47.0
Just once or twice	11.4	13.8	13.2	11.8	12.5
Several times	26.1	11.9	17.3	22.5	19.9
Many times	15.8	6.5	10.8	12.7	11.7
Always	12.8	2.4	7.6	9.0	8.3
Don't know	0.4	0.8	0.9	0.3	0.6

Q8B. Over the past year, how often, if ever, have you or anyone in your family: Feared crime in your own home?

	Urban	Rural	Male	Female	Total
Never	43.9	70.2	59.5	51.1	55.3
Just once or twice	15.1	12.6	12.6	15.5	14.0
Several times	19.9	8.9	13.7	16.5	15.1
Many times	12.7	6.1	8.7	11.0	9.8
Always	8.0	1.6	4.7	5.7	5.2
Don't know	0.4	0.6	0.8	0.2	0.5

Q54A. In any society, people will sometimes disagree with one another. These disagreements occasionally escalate into physical violence. Please tell me whether, in the past two years, you have ever personally feared any of the following types of violence. [If "Yes":] Have you actually personally experienced this type of violence in the past two years: Violence among people in your neighbourhood or village?

	Urban	Rural	Male	Female	Total
No, never	50.5	73.2	61.5	59.2	60.4
Yes, feared but didn't experience	33.0	19.4	27.4	26.8	27.1
Yes, feared and experienced	14.3	6.2	9.9	11.6	10.8
Refused		0.4		0.4	0.2
Don't know	2.2	0.9	1.2	2.1	1.6

Q54B. In any society, people will sometimes disagree with one another. These disagreements occasionally escalate into physical violence. Please tell me whether, in the past two years, you have ever personally feared any of the following types of violence. [If "Yes":] Have you actually personally experienced this type of violence in the past two years: Violence at a political rally or public protest?

	Urban	Rural	Male	Female	Total
No, never	64.7	76.5	70.1	69.6	69.8
Yes, feared but didn't experience	24.9	17.1	21.5	21.5	21.5
Yes, feared and experienced	7.2	4.2	5.9	5.9	5.9
Refused		0.4		0.4	0.2
Don't know	3.3	1.7	2.5	2.7	2.6

Climate change

Q72A. Have you heard about climate change, or haven't you had the chance to hear about this yet?

	Urban	Rural	Male	Female	Total
No	30.0	38.8	31.6	36.1	33.9
Yes	67.2	59.2	66.4	61.1	63.7
Don't know	2.8	2.0	2.0	2.8	2.4

Q72B. Do you think climate change is making life in Namibia better or worse, or haven't you heard enough to say?

	Urban	Rural	Male	Female	Total
Much better	3.9	1.5	3.4	2.2	2.8
Somewhat better	9.5	8.4	9.9	8.2	9.1
Neither/ no change / about the same	5.1	4.9	5.0	5.0	5.0
Somewhat worse	17.2	13.6	16.0	15.3	15.7
Much worse	29.7	29.9	31.2	28.3	29.8
Not applicable	32.8	40.8	33.6	38.9	36.3
Don't know	1.7	0.9	0.7	2.0	1.4

Media and access to information

Also see Q92 on radio/TV/mobile phone ownership and access to the Internet under “Respondents and their households” and Q16A on media coverage in election campaigns under “Elections.”

Now let us talk about the media and how you get information about politics and other issues.

Q55A. How often do you get news from the following sources: Radio?

	Urban	Rural	Male	Female	Total
Never	5.7	13.7	8.5	9.9	9.2
Less than once a month	1.7	1.6	1.3	2.1	1.7
A few times a month	5.7	5.3	5.4	5.5	5.5
A few times a week	22.7	19.2	22.5	19.9	21.2
Every day	64.1	59.5	62.2	61.9	62.1
Refused		0.4		0.4	0.2
Don't know	0.2	0.3	0.1	0.3	0.2

Q55B. How often do you get news from the following sources: Television?

	Urban	Rural	Male	Female	Total
Never	13.7	62.6	33.7	36.2	35.0
Less than once a month	5.4	7.6	6.5	6.3	6.4
A few times a month	5.6	5.6	5.8	5.4	5.6
A few times a week	15.9	7.9	14.0	10.9	12.5
Every day	59.3	15.2	39.9	40.3	40.1
Refused		0.6		0.5	0.2
Don't know	0.1	0.5	0.1	0.4	0.3

Q55C. How often do you get news from the following sources: Print newspapers?

	Urban	Rural	Male	Female	Total
Never	13.3	51.4	29.1	30.6	29.9
Less than once a month	5.2	9.4	6.5	7.5	7.0
A few times a month	12.3	17.1	14.1	14.6	14.4
A few times a week	31.9	15.9	24.6	25.3	24.9
Every day	36.8	5.9	25.3	21.4	23.3
Refused		0.4		0.4	0.2
Don't know	0.6		0.4	0.2	0.3

Q55D. How often do you get news from the following sources: Internet?

	Urban	Rural	Male	Female	Total
Never	26.5	73.3	46.5	47.2	46.9
Less than once a month	5.0	3.8	5.2	3.6	4.4
A few times a month	7.4	5.1	5.6	7.2	6.4
A few times a week	18.6	9.0	13.4	15.5	14.4
Every day	41.9	8.5	28.7	26.0	27.4
Refused		0.4		0.4	0.2
Don't know	0.6		0.6	0.2	0.4

Q55E. How often do you get news from the following sources: Social media such as Facebook, Twitter, WhatsApp, or others?

	Urban	Rural	Male	Female	Total
Never	27.8	70.5	45.5	47.4	46.4
Less than once a month	3.5	4.8	4.6	3.6	4.1
A few times a month	7.3	4.9	5.4	7.2	6.3
A few times a week	18.8	10.2	14.7	15.3	15.0
Every day	41.8	8.6	29.3	25.4	27.4
Refused		0.4		0.4	0.2
Don't know	0.8	0.5	0.5	0.7	0.6

Q19B. Which of the following statements is closest to your view?

Statement 1: The media should have the right to publish any views and ideas without government control.

Statement 2: The government should have the right to prevent the media from publishing things that it disapproves of.

	Urban	Rural	Male	Female	Total
Agree very strongly with 1	30.9	25.4	29.2	27.8	28.5
Agree with 1	29.6	25.4	27.5	27.9	27.7
Agree with 2	16.0	26.2	21.1	19.8	20.4
Agree very strongly with 2	22.3	19.9	20.5	22.0	21.3
Agree with neither	0.8	0.7	0.1	1.5	0.8
Refused	0.1		0.1		0.1
Don't know	0.3	2.4	1.4	1.0	1.2

Q33. Which of the following statements is closest to your view?

Statement 1: The news media should constantly investigate and report on government mistakes and corruption.

Statement 2: Too much reporting on negative events, like government mistakes and corruption, only harms the country.

	Urban	Rural	Male	Female	Total
Agree very strongly with 1	38.7	38.2	41.6	35.4	38.5
Agree with 1	30.7	27.6	29.1	29.7	29.4
Agree with 2	13.6	15.6	13.1	15.9	14.5
Agree very strongly with 2	14.7	15.0	13.7	15.9	14.8
Agree with neither	1.1	0.6	0.5	1.3	0.9
Don't know	1.1	3.0	1.9	1.9	1.9

Q56. In your opinion, how free is the news media in this country to report and comment on the news without censorship or interference by the government?

	Urban	Rural	Male	Female	Total
Completely free	45.2	49.7	48.6	45.8	47.2
Somewhat free	36.2	28.8	32.2	33.8	33.0
Not very free	11.8	8.7	10.1	10.8	10.5
Not at all free	3.4	1.6	3.5	1.7	2.6
Refused		0.4		0.4	0.2
Don't know	3.3	10.8	5.5	7.5	6.5

Q57A. Please tell me how often, in this country, you think people from each of the following groups spread information that they know is false: Government officials?

	Urban	Rural	Male	Female	Total
Never	13.5	14.5	15.5	12.3	13.9
Rarely	23.3	22.8	22.3	23.9	23.1
Sometimes	41.4	38.6	39.8	40.6	40.2
Often	14.2	13.6	14.8	13.0	13.9
Refused		0.4		0.4	0.2
Don't know	7.6	10.1	7.5	9.8	8.7

Q57B. Please tell me how often, in this country, you think people from each of the following groups spread information that they know is false: Politicians and political parties?

	Urban	Rural	Male	Female	Total
Never	10.4	10.6	12.4	8.6	10.5
Rarely	22.3	22.6	19.8	25.0	22.4
Sometimes	42.0	40.7	42.9	39.9	41.4
Often	19.9	18.6	20.1	18.6	19.3
Refused		0.4		0.4	0.2
Don't know	5.3	7.1	4.8	7.5	6.1

Q57C. Please tell me how often, in this country, you think people from each of the following groups spread information that they know is false: News media and journalists?

	Urban	Rural	Male	Female	Total
Never	11.6	11.6	13.3	9.9	11.6
Rarely	18.9	18.4	19.1	18.3	18.7
Sometimes	40.5	40.2	39.5	41.2	40.4
Often	24.6	19.4	22.1	22.5	22.3
Refused		0.4		0.4	0.2
Don't know	4.4	10.0	5.9	7.8	6.8

Q57D. Please tell me how often, in this country, you think people from each of the following groups spread information that they know is false: Social media users?

	Urban	Rural	Male	Female	Total
Never	8.1	7.6	10.0	5.7	7.9
Rarely	13.4	15.0	14.6	13.6	14.1
Sometimes	38.0	33.9	35.2	37.3	36.3
Often	33.9	26.2	30.3	30.8	30.5
Refused		0.4		0.4	0.2
Don't know	6.5	16.9	9.9	12.3	11.1

Q57E. Please tell me how often, in this country, you think people from each of the following groups spread information that they know is false: Activists and interest groups?

	Urban	Rural	Male	Female	Total
Never	10.4	10.7	12.9	8.0	10.5
Rarely	20.2	19.6	20.0	19.8	19.9
Sometimes	41.1	36.5	38.4	39.8	39.1
Often	17.1	16.3	17.2	16.3	16.8
Refused		0.6		0.5	0.3
Don't know	11.2	16.4	11.5	15.5	13.5

Let's talk about whether the government should be able to limit the sharing of news, information, or opinions on radio and TV, in newspapers, or on the internet and social media.

Q58A. Please tell me whether you agree or disagree that the government should be able to limit or prohibit sharing of: News or information that is false?

	Urban	Rural	Male	Female	Total
Strongly disagree	9.5	9.3	10.7	8.2	9.4
Disagree	19.6	16.0	18.0	18.0	18.0
Neither agree or disagree	6.7	6.1	6.3	6.7	6.5
Agree	40.5	37.7	38.5	40.1	39.3
Strongly agree	21.7	27.4	24.5	23.9	24.2
Refused		0.6	0.2	0.4	0.3
Don't know	1.9	2.9	1.9	2.7	2.3

Q58B. Please tell me whether you agree or disagree that the government should be able to limit or prohibit sharing of: News, information, or opinions that the government disapproves of?

	Urban	Rural	Male	Female	Total
Strongly disagree	10.2	6.0	10.1	6.6	8.4
Disagree	28.8	21.5	25.2	25.9	25.6
Neither agree or disagree	9.8	8.5	10.4	8.0	9.2
Agree	33.0	37.5	32.9	37.0	34.9
Strongly agree	16.5	22.4	18.8	19.3	19.0
Refused		0.6	0.2	0.4	0.3
Don't know	1.9	3.5	2.3	2.9	2.6

Q58C. Please tell me whether you agree or disagree that the government should be able to limit or prohibit sharing of: News, information, or opinions that criticize or insult the president?

	Urban	Rural	Male	Female	Total
Strongly disagree	7.8	5.8	8.4	5.6	7.0
Disagree	20.0	17.9	18.7	19.5	19.1
Neither agree or disagree	10.0	6.9	9.9	7.4	8.6
Agree	37.6	36.8	36.1	38.4	37.2
Strongly agree	22.7	28.2	24.6	25.6	25.1
Refused		0.6	0.2	0.4	0.3
Don't know	1.9	3.9	2.3	3.3	2.8

Q58D. Please tell me whether you agree or disagree that the government should be able to limit or prohibit sharing of: Hate speech, that is, news, information, or opinions designed to attack or vilify certain groups in society?

	Urban	Rural	Male	Female	Total
Strongly disagree	8.4	5.9	8.5	6.1	7.3
Disagree	18.6	14.9	16.1	17.8	17.0
Neither agree or disagree	10.6	9.0	11.3	8.4	9.9
Agree	36.4	38.8	36.0	38.9	37.5
Strongly agree	23.6	26.5	24.8	24.9	24.8
Refused		0.6	0.2	0.4	0.3
Don't know	2.5	4.3	3.1	3.4	3.3

Q59A. Have you heard about social media, for example, Facebook, Twitter, and WhatsApp?

	Urban	Rural	Male	Female	Total
No	13.9	36.5	21.3	26.3	23.8
Yes	85.7	62.2	77.8	73.2	75.5
Refused		0.2	0.2		0.1
Don't know	0.4	1.0	0.7	0.6	0.7

Q59B. Regardless of whether you personally use social media yourself, please tell me whether you agree or disagree that social media: Makes people more informed about current events?

	Urban	Rural	Male	Female	Total
Strongly disagree	2.3	2.4	2.8	1.9	2.3
Disagree	5.5	3.7	4.2	5.2	4.7
Neither agree or disagree	2.1	2.3	2.3	2.0	2.2
Agree	44.7	26.6	37.5	36.2	36.8
Strongly agree	29.1	21.7	26.6	25.1	25.8
Not applicable	14.3	37.8	22.2	26.8	24.5
Don't know	2.1	5.5	4.3	2.9	3.6

Q59C. Regardless of whether you personally use social media yourself, please tell me whether you agree or disagree that social media: Makes people more likely to believe false news?

	Urban	Rural	Male	Female	Total
Strongly disagree	2.0	2.3	2.4	1.9	2.1
Disagree	8.5	5.8	7.0	7.6	7.3
Neither agree or disagree	9.0	5.5	8.3	6.6	7.4
Agree	42.6	28.2	36.1	36.6	36.3
Strongly agree	20.5	15.6	19.4	17.3	18.4
Not applicable	14.3	37.8	22.2	26.8	24.5
Don't know	3.1	4.9	4.6	3.0	3.8

Q59D. Regardless of whether you personally use social media yourself, please tell me whether you agree or disagree that social media: Helps people have more impact on political processes?

	Urban	Rural	Male	Female	Total
Strongly disagree	3.1	3.2	3.2	3.1	3.2
Disagree	14.2	9.3	12.8	11.3	12.1
Neither agree or disagree	7.7	5.3	5.8	7.5	6.6
Agree	40.6	26.8	35.2	34.1	34.6
Strongly agree	15.2	10.1	14.4	11.6	13.0
Not applicable	14.3	37.8	22.2	26.8	24.5
Don't know	4.9	7.5	6.4	5.6	6.0

Q59E. Regardless of whether you personally use social media yourself, please tell me whether you agree or disagree that social media: Makes people more intolerant of those who have different political opinions?

	Urban	Rural	Male	Female	Total
Strongly disagree	3.0	3.3	3.5	2.8	3.1
Disagree	15.7	12.9	15.3	13.7	14.5
Neither agree or disagree	9.8	5.2	7.6	8.0	7.8
Agree	36.1	23.7	31.1	30.4	30.7
Strongly agree	14.9	10.4	13.0	13.0	13.0
Not applicable	14.3	37.8	22.2	26.8	24.5
Don't know	6.2	6.6	7.4	5.3	6.4

Q59F. Overall, do you think that the effects of social media on society are mostly positive, mostly negative, or haven't you heard enough to say?

	Urban	Rural	Male	Female	Total
Very negative	9.9	5.1	7.7	7.9	7.8
Somewhat negative	11.9	7.6	9.4	10.7	10.0
Neither positive nor negative	14.9	11.8	13.7	13.3	13.5
Somewhat positive	26.4	18.0	24.9	20.6	22.7
Very positive	16.8	14.4	17.0	14.4	15.7
Not applicable	14.3	37.8	22.2	26.8	24.5
Don't know	5.9	5.3	5.0	6.3	5.6

Q60. Which of the following statements is closest to your view?

Statement 1: Unrestricted access to the Internet and social media helps people to be more informed and active citizens, and should be protected.

Statement 2: Information shared on the Internet and social media is dividing Namibians, so access should be regulated by government.

	Urban	Rural	Male	Female	Total
Agree very strongly with 1	25.3	23.0	25.5	23.1	24.3
Agree with 1	36.2	24.5	28.8	33.4	31.1
Agree with 2	16.7	18.5	18.2	16.8	17.5
Agree very strongly with 2	17.3	17.4	16.7	18.0	17.3
Agree with neither	1.6	3.5	3.0	1.9	2.4
Refused	0.3	0.6	0.3	0.5	0.4
Don't know	2.7	12.6	7.5	6.5	7.0

Q39B. For each of the following statements, please tell me whether you disagree or agree: Information held by public authorities is only for use by government officials; it should not have to be shared with the public?

	Urban	Rural	Male	Female	Total
Strongly disagree	25.0	22.9	24.9	23.3	24.1
Disagree	38.4	29.2	33.9	34.8	34.4
Neither agree or disagree	8.2	7.6	7.7	8.2	7.9
Agree	19.3	20.1	20.8	18.5	19.6
Strongly agree	4.9	9.7	5.8	8.2	7.0
Refused		0.1	0.1		0.0
Don't know	4.3	10.4	6.9	7.0	6.9

Youth

See also Q50N under “Public services and government performance.”

Note: In addition to the youth-specific questions and responses included in this section, responses to all questions in the survey can be disaggregated by age group. Visit our free online data analysis facility at <http://afrobarometer.org/online-data-analysis/analyse-online>.

Q23. Which of the following statements is closest to your view?

Statement 1: In order for our country to do well, we should listen more to the wisdom of our elders.

Statement 2: In order for our country to do well, we should listen more to fresh ideas from young people.

	Urban	Rural	Male	Female	Total
Agree very strongly with 1	24.1	38.8	30.2	30.8	30.5
Agree with 1	19.5	21.7	21.3	19.5	20.4
Agree with 2	20.0	14.2	17.5	17.5	17.5
Agree very strongly with 2	32.2	20.8	27.4	27.1	27.2
Agree with neither	3.1	3.0	2.6	3.5	3.0
Refused		0.2	0.1		0.1
Don't know	1.1	1.5	0.9	1.5	1.2

Q49A. If the government decided to make people pay more taxes in order to support programs to help young people, would you support this decision or oppose it?

	Urban	Rural	Male	Female	Total
Strongly oppose	11.8	10.7	11.3	11.4	11.3
Somewhat oppose	10.5	8.9	9.8	9.8	9.8
Neither support nor oppose	6.7	5.0	4.4	7.6	6.0
Somewhat support	27.1	27.1	29.1	25.1	27.1
Strongly support	40.1	42.4	41.5	40.7	41.1
It depends	2.8	2.2	2.7	2.4	2.6
Refused	0.1		0.1		0.1
Don't know	0.9	3.8	1.1	3.1	2.1

Q49B. If the government could increase its spending on programs to help young people, which of the following areas do you think should be the highest priority for additional investment?

	Urban	Rural	Male	Female	Total
None of the above / Some other program	0.4	1.2	0.9	0.6	0.7
Job creation	57.5	65.2	62.7	59.1	60.9
Education	13.6	10.8	10.1	14.6	12.4
Jobs training	14.5	12.5	13.4	13.8	13.6
Business loans	6.7	5.4	6.8	5.4	6.1
Social services for youth	6.5	3.7	5.1	5.5	5.3
Government should not increase spending	0.4	0.9	0.6	0.6	0.6
Don't know	0.5	0.3	0.3	0.5	0.4

Country-specific questions

Q76A_NAM. Below are a number of statements about Namibia's opposition parties. Please tell us whether you disagree or agree with each one of them: Opposition political parties in Namibia are strong enough to influence legislation

	Urban	Rural	Male	Female	Total
Strongly disagree	7.1	15.7	10.7	11.0	10.9
Disagree	22.3	23.2	21.5	23.9	22.7
Neither agree or disagree	10.6	5.9	8.3	8.8	8.5
Agree	41.7	35.0	40.0	37.6	38.8
Strongly agree	13.1	11.3	13.5	11.2	12.4
Refused to answer	0.3	0.2	0.5		0.2
Don't know	4.8	8.7	5.5	7.4	6.5

Q76B_NAM. Below are a number of statements about Namibia's opposition parties. Please tell us whether you disagree or agree with each one of them: Namibia's opposition political parties improve our democracy by holding the ruling party accountable.

	Urban	Rural	Male	Female	Total
Strongly disagree	4.1	11.2	6.5	7.8	7.2
Disagree	21.1	21.8	21.6	21.3	21.4
Neither agree or disagree	10.8	8.9	9.5	10.3	9.9
Agree	41.1	37.5	40.8	38.3	39.5
Strongly agree	18.9	12.5	16.9	15.3	16.1
Refused to answer	0.3	0.2	0.5		0.2
Don't know	3.8	7.9	4.2	7.0	5.6

Q76C_NAM. Below are a number of statements about Namibia's opposition parties. Please tell us whether you disagree or agree with each one of them: Opposition parties can be trusted to act in the best interests of all Namibians.

	Urban	Rural	Male	Female	Total
Strongly disagree	5.5	12.6	8.3	8.9	8.6
Disagree	22.4	21.3	22.1	21.8	21.9
Neither agree or disagree	16.1	12.2	15.3	13.5	14.4
Agree	39.2	35.4	36.2	38.9	37.6
Strongly agree	13.4	12.0	14.6	10.9	12.8
Refused to answer	0.3	0.2	0.5		0.2
Don't know	3.0	6.5	3.1	6.0	4.5

Q76D_NAM. Below are a number of statements about Namibia's opposition parties. Please tell us whether you disagree or agree with each one of them: The political opposition in Namibia presents a viable alternative vision and plan for the country.

	Urban	Rural	Male	Female	Total
Strongly disagree	4.3	11.9	7.6	7.7	7.6
Disagree	20.9	22.8	21.8	21.6	21.7
Neither agree or disagree	18.7	9.4	14.3	15.0	14.7
Agree	38.2	37.0	38.8	36.6	37.7
Strongly agree	13.2	9.9	12.5	11.0	11.8
Refused to answer	0.2	0.2	0.3		0.2
Don't know	4.5	8.8	4.7	8.0	6.4

Q76E_NAM. Below are a number of statements about Namibia's opposition parties. Please tell us whether you disagree or agree with each one of them: To vote for an opposition political party in Namibia is to waste one's vote.

	Urban	Rural	Male	Female	Total
Strongly disagree	21.1	21.3	20.8	21.5	21.2
Disagree	32.0	27.8	30.7	29.6	30.2
Neither agree or disagree	14.6	11.4	12.5	13.9	13.2
Agree	21.7	16.8	19.9	19.3	19.6
Strongly agree	7.9	16.1	12.7	10.2	11.5
Refused to answer	0.2	0.3	0.5		0.2
Don't know	2.6	6.2	2.9	5.5	4.2

Q76F_NAM. Below are a number of statements about Namibia's opposition parties. Please tell us whether you disagree or agree with each one of them: It is better for the country to have opposition political parties, even if they are weak, than to have no opposition parties at all.

	Urban	Rural	Male	Female	Total
Strongly disagree	6.4	11.7	9.3	8.1	8.7
Disagree	16.1	16.6	16.0	16.6	16.3
Neither agree or disagree	9.2	6.2	6.7	9.1	7.9
Agree	38.9	37.1	38.9	37.3	38.1
Strongly agree	27.0	22.7	26.4	23.8	25.1
Refused to answer	0.2	0.2	0.3		0.2
Don't know	2.4	5.6	2.3	5.2	3.7

Q77_NAM. Here are two statements about the importance of voting in elections. Which of the following statements is closest to your view?

Statement 1: No matter whom we vote for, our lives will not get better in the future.

Statement 2: We can use our power as voters to choose leaders who will help us improve our lives.

	Urban	Rural	Male	Female	Total
Agree very strongly with 1	9.4	15.8	11.8	12.5	12.2
Agree with 1	18.1	13.1	16.3	15.5	15.9
Agree with 2	31.6	32.6	32.5	31.6	32.0
Agree very strongly with 2	39.3	36.2	37.6	38.3	37.9
Agree with neither	0.3	0.5	0.5	0.3	0.4
Refused	0.3			0.4	0.2
Don't know	1.0	1.9	1.3	1.4	1.3

Q78_NAM. Recently the government proposed that every Namibian citizen should donate a small fraction of their after-tax income to help support farmers affected by drought. Please tell me whether you oppose or support this proposal.

	Urban	Rural	Male	Female	Total
Strongly oppose	16.3	10.6	14.2	13.4	13.8
Oppose	17.8	11.6	15.7	14.5	15.1
Neither oppose nor support	12.3	8.1	9.8	11.2	10.5
Support	29.0	36.9	33.1	31.8	32.5
Strongly support	21.8	28.3	23.7	25.5	24.6
Refused	0.3			0.4	0.2
Don't know	2.6	4.3	3.4	3.3	3.3

Q79A_NAM. Now, let's turn our discussion to government's land reform programme. How would you rate the effectiveness of each of the following, or haven't you heard enough to say: Government's provision of serviced land and housing in urban areas?

	Urban	Rural	Male	Female	Total
Not at all effective	21.0	12.8	18.7	16.2	17.5
Not very effective	15.7	14.2	13.7	16.3	15.0
Somewhat effective	36.3	29.8	33.8	33.2	33.5
Very effective	20.4	27.2	24.0	22.8	23.4
Don't know	6.5	16.1	9.9	11.5	10.7

Q79B_NAM. Now, let's turn our discussion to government's land reform programme. How would you rate the effectiveness of each of the following, or haven't you heard enough to say: Government's land resettlement programme in redistributing land to those who need it the most?

	Urban	Rural	Male	Female	Total
Not at all effective	19.4	13.0	17.1	16.1	16.6
Not very effective	23.7	18.9	21.3	22.0	21.6
Somewhat effective	32.2	29.0	31.8	29.9	30.8
Very effective	18.1	22.5	19.7	20.3	20.0
Refused		0.2		0.2	0.1
Don't know	6.6	16.3	10.1	11.6	10.8

Q79C_NAM. Which of these three statements on land reform is closest to your view?

	Urban	Rural	Male	Female	Total
Statement 1: Government's current policy of willing-buyer, willing-seller on land is adequate and should be continued	35.1	34.7	35.5	34.3	34.9
Statement 2: No further land reform is necessary and the current policy should be discontinued	17.1	15.1	15.5	17.0	16.2
Statement 3: Government should expropriate land without any compensation and it should be given to those without land	43.2	41.7	43.3	41.7	42.5
Refused	0.2		0.1	0.1	0.1
Don't know	4.4	8.5	5.6	6.9	6.2

Q80A_NAM. For each of the following statements, please tell me whether you disagree or agree:
Government should reduce the money currently spent on defense and use the savings for poverty reduction and development.

	Urban	Rural	Male	Female	Total
Strongly disagree	6.6	7.2	6.3	7.4	6.9
Disagree	9.4	9.8	8.9	10.2	9.6
Neither agree or disagree	6.5	3.2	4.7	5.4	5.1
Agree	42.1	32.9	40.9	35.3	38.1
Strongly agree	33.2	42.3	36.2	38.1	37.2
Refused to answer	0.3		0.2	0.1	0.1
Don't Know	1.9	4.6	2.7	3.4	3.1

Q80B_NAM. For each of the following statements, please tell me whether you disagree or agree:
Government should raise taxes and use the extra resources for poverty reduction.

	Urban	Rural	Male	Female	Total
Strongly disagree	10.2	7.4	9.6	8.4	9.0
Disagree	23.8	19.4	21.1	22.6	21.9
Neither agree or disagree	10.2	9.2	10.1	9.4	9.7
Agree	33.3	33.7	33.1	33.8	33.5
Strongly agree	19.1	25.2	22.6	20.9	21.8
Refused to answer	0.2		0.2		0.1
Don't Know	3.3	5.2	3.3	4.9	4.1

Q80C_NAM. For each of the following statements, please tell me whether you disagree or agree:
Government should increase the amounts paid for social protection grants such as old-age pensions, veterans grants, and disability grants, even if this means increasing taxes.

	Urban	Rural	Male	Female	Total
Strongly disagree	3.2	4.9	3.9	4.0	3.9
Disagree	18.2	11.4	12.0	18.6	15.3
Neither agree or disagree	8.1	5.8	7.7	6.5	7.1
Agree	35.9	31.6	37.0	31.0	34.0
Strongly agree	32.2	42.0	36.8	36.1	36.5
Refused to answer	0.3		0.2	0.2	0.2
Don't know	2.0	4.2	2.5	3.5	3.0

Other

Q100. Just one more question: Who do you think sent us to do this interview?

	Urban	Rural	Male	Female	Total
No one	0.4	0.9	0.4	0.7	0.6
"Afrobarometer" or national partnerc	60.1	44.4	54.3	52.2	53.3
Research Company	6.8	8.4	8.1	6.9	7.5
Non-governmental or religious organization	0.6	0.5	0.5	0.7	0.6
University / School / College	0.3	0.2	0.3	0.2	0.3
Private company	2.7	1.9	2.6	2.1	2.4
Media	0.2	0.5	0.3	0.4	0.3
Political party or politician	2.5	2.3	2.6	2.2	2.4
Government	17.0	31.2	21.9	24.4	23.1
Other	1.1	0.4	1.0	0.5	0.8
Refused to answer		0.5	0.2	0.2	0.2
Don't know	8.5	8.7	7.8	9.4	8.6