

# Afrobarometer SDG Scorecard

## The people's take on country performance

Survey findings provide citizens' perspectives that can be compared to official UN indicators tracking progress on 12 of the 17 Sustainable Development Goals.



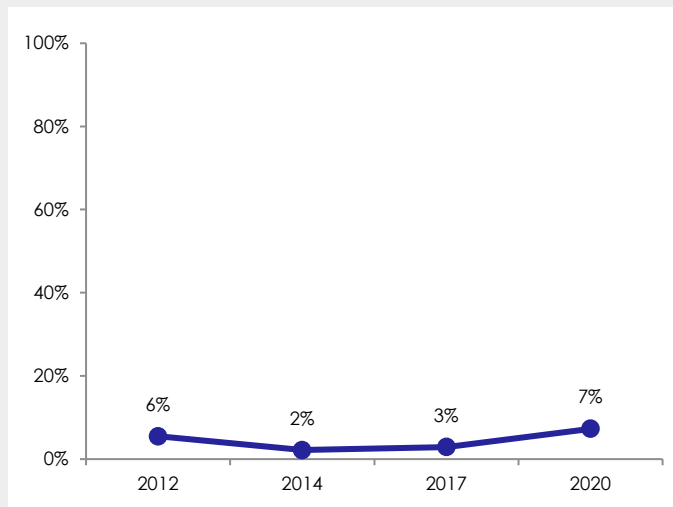
# Mauritius

SDG	Indicator	5-year trend			
		Doing worse	No change	Doing better	Meeting this target
<b>SDG 1: No poverty</b>	Reduce Lived Poverty Index (LPI) score				
<b>SDG 2: Zero hunger</b>	Reduce frequency of ever going without food				
	Reduce frequency of going without food many times/always				
<b>SDG 3: Good health and well-being</b>	Reduce frequency of going without medical care				
<b>SDG 4: Quality education</b>	Increase proportion with secondary/post-secondary education				
<b>SDG 5: Gender equality</b>	Gender equality in technology use				
	Gender equality in financial control				
<b>SDG 6: Clean water and sanitation</b>	Reduce frequency of going without clean water				
	Increase % with water supply and toilet within house or compound				
<b>SDG 7: Affordable and clean energy</b>	Increase reliable connections to the grid				
<b>SDG 8: Decent work and economic growth</b>	Reduce unemployment				
	Reduce gender gap in unemployment				
<b>SDG 9: Industry, innovation and infrastructure</b>	Increase infrastructure reach at community level (cell phone grid, electricity grid, paved/tarred road, health clinic, school)				
<b>SDG 10: Reduced inequalities</b>	Decrease % experiencing high levels of poverty				
	Decrease % treated unfairly due to ethnicity				
<b>SDG 13: Climate action</b>	Increase % who have heard of climate change				
	Increase understanding of negative impacts of climate change				
<b>SDG 16: Peace, justice and strong institutions</b>	Increase trust in police, judiciary, and Parliament				
	Reduce perceived corruption in police, judiciary, and Parliament				
	Reduce bribe-paying for public services				

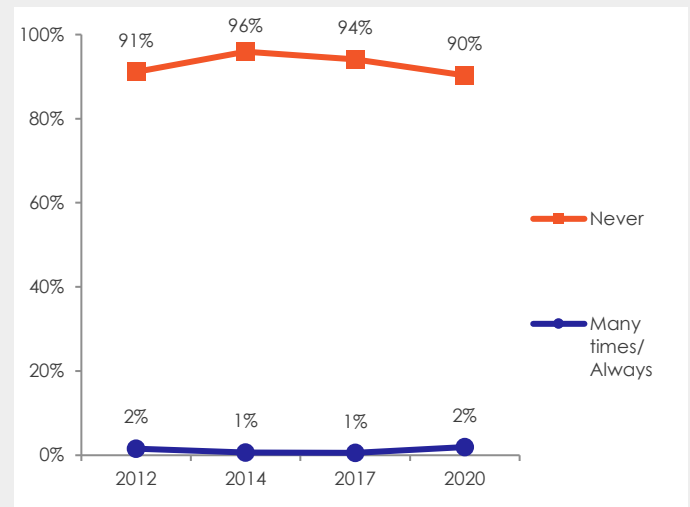
Afrobarometer is a pan-African, nonpartisan survey research network that has provided reliable data since 1999 on African experiences and evaluations of democracy, governance, and quality of life. National partners conduct face-to-face interviews in the language of the respondent's choice with nationally representative samples. In the most recent survey in Mauritius, Straconsult Ltd. interviewed 1,200 adult citizens in November 2020. The sample yields country-level results with a margin of error of +/-3 percentage points at a 95% confidence level.

**SDG 1: No poverty**

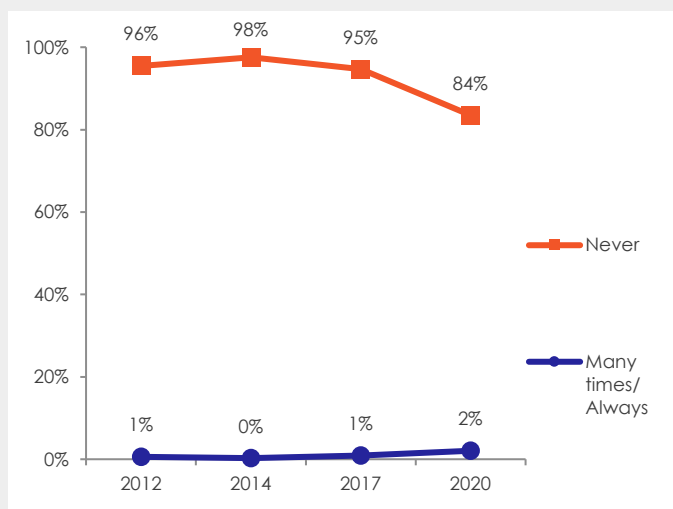
Moderate or high "lived poverty"

**SDG 2: Zero hunger**

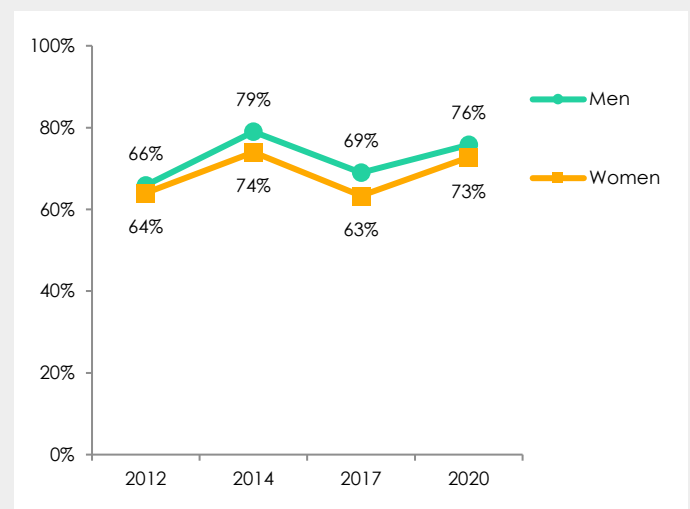
Went without enough food

**SDG 3: Good health and well-being**

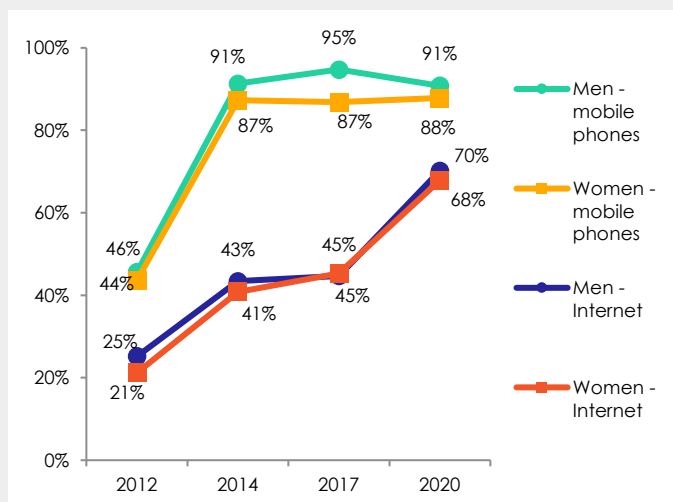
Went without medical care

**SDG 4: Quality education**

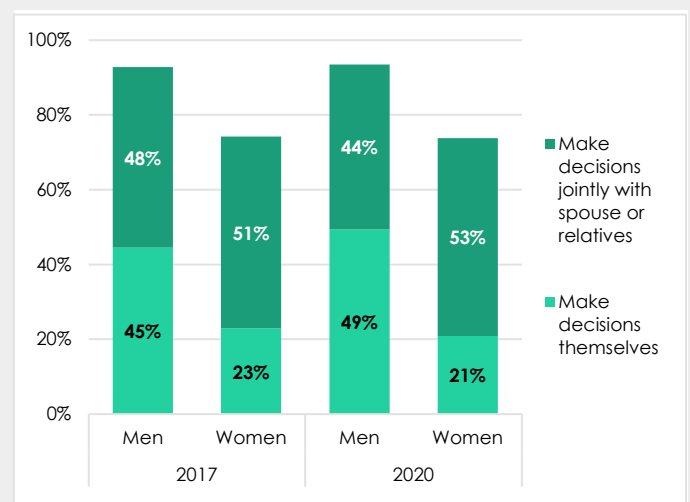
Secondary/higher education, by gender

**SDG 5: Gender equality**

Digital connection, by gender

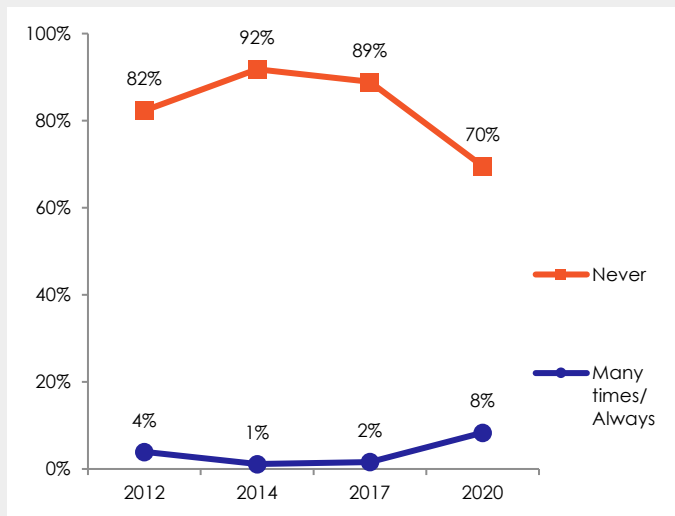


Financial decision-making, by gender

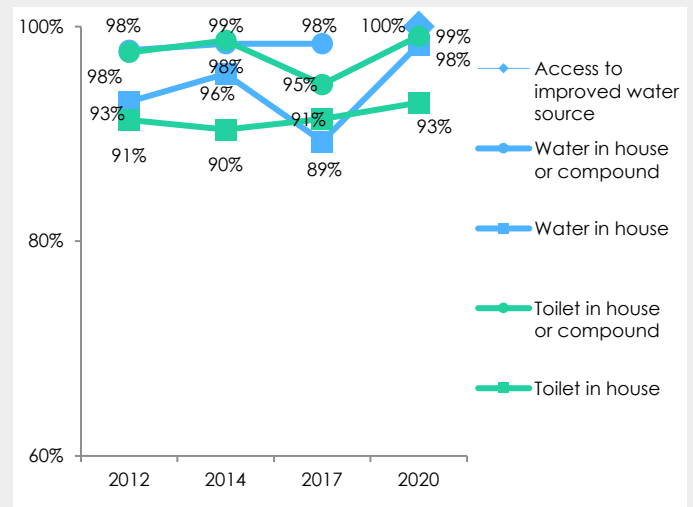


### SDG 6: Clean water and sanitation

Went without enough clean water

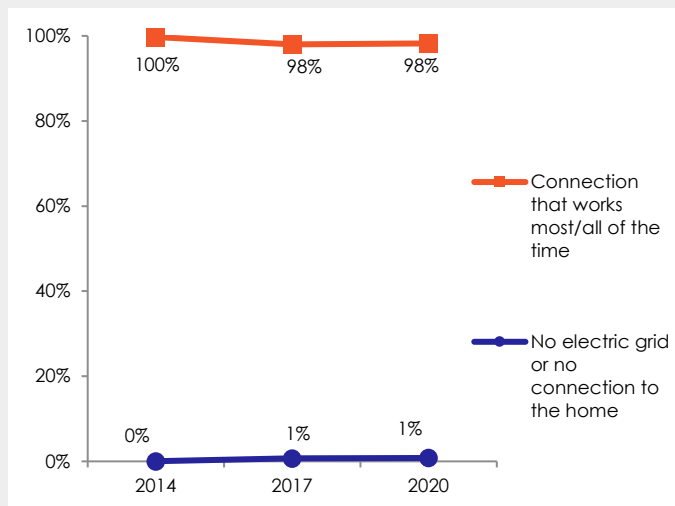


Location of water and toilet



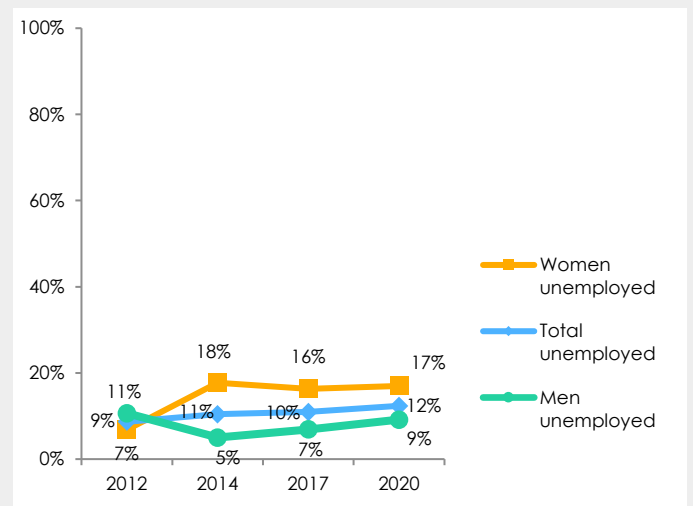
### SDG 7: Affordable and clean energy

Household connection to the grid



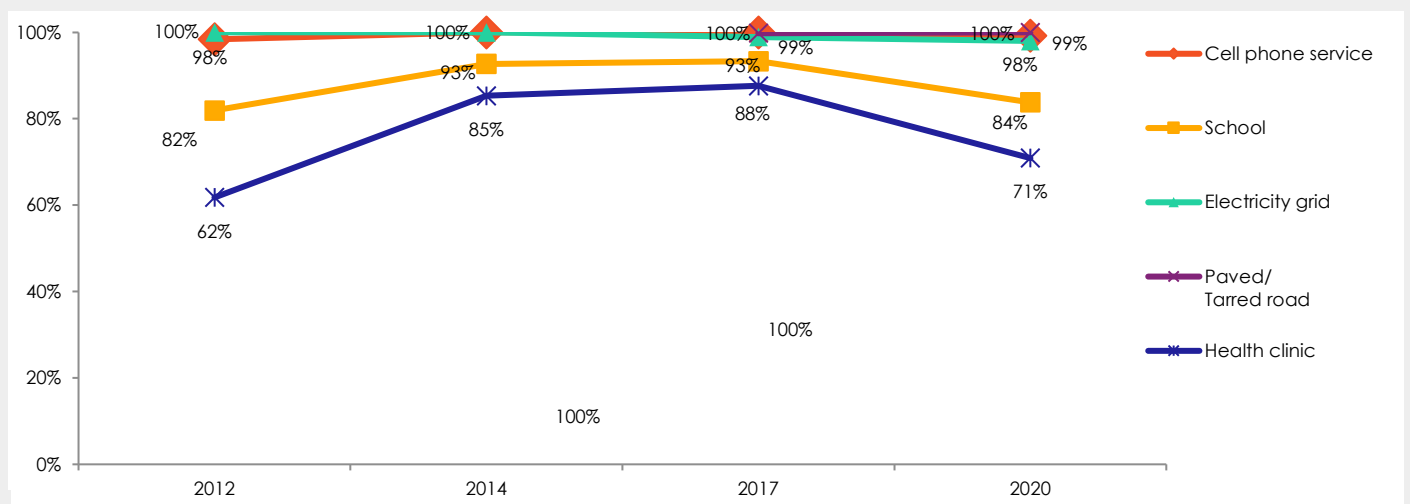
### SDG 8: Decent work and economic growth

Unemployment, by gender



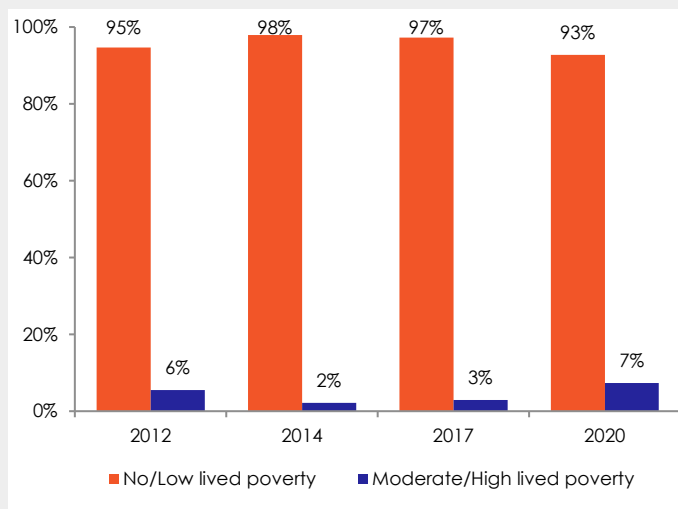
### SDG 9: Industry, innovation and infrastructure

Infrastructure in enumeration area

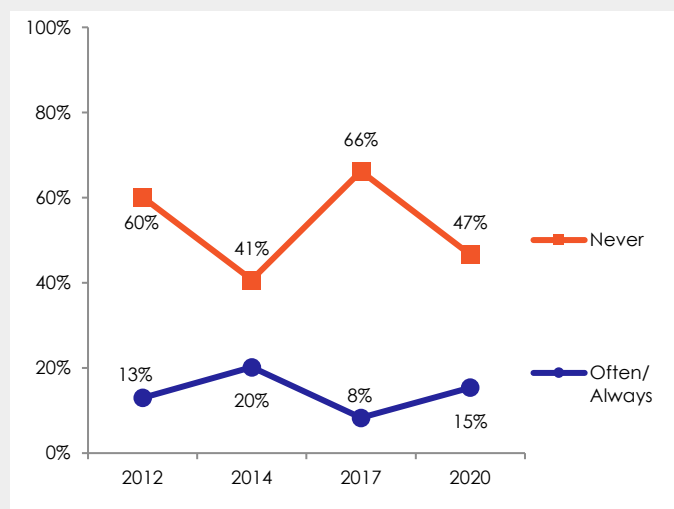


### SDG 10: Reduced inequalities

Economic inequality

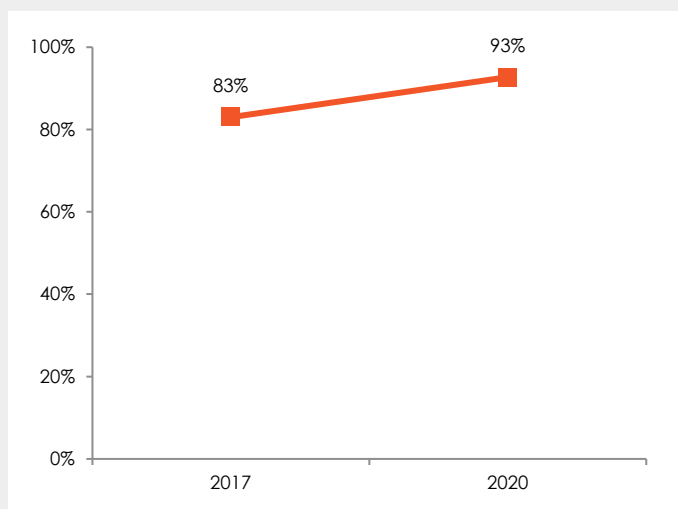


Ethnic group treated unfairly by government

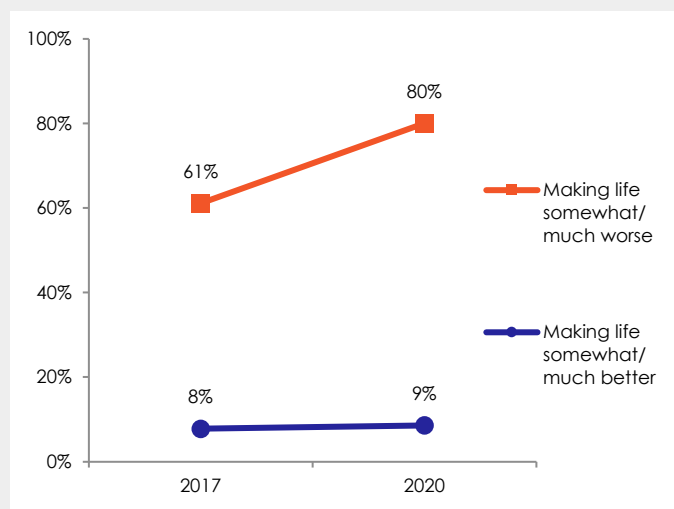


### SDG 13: Climate action

Heard of climate change

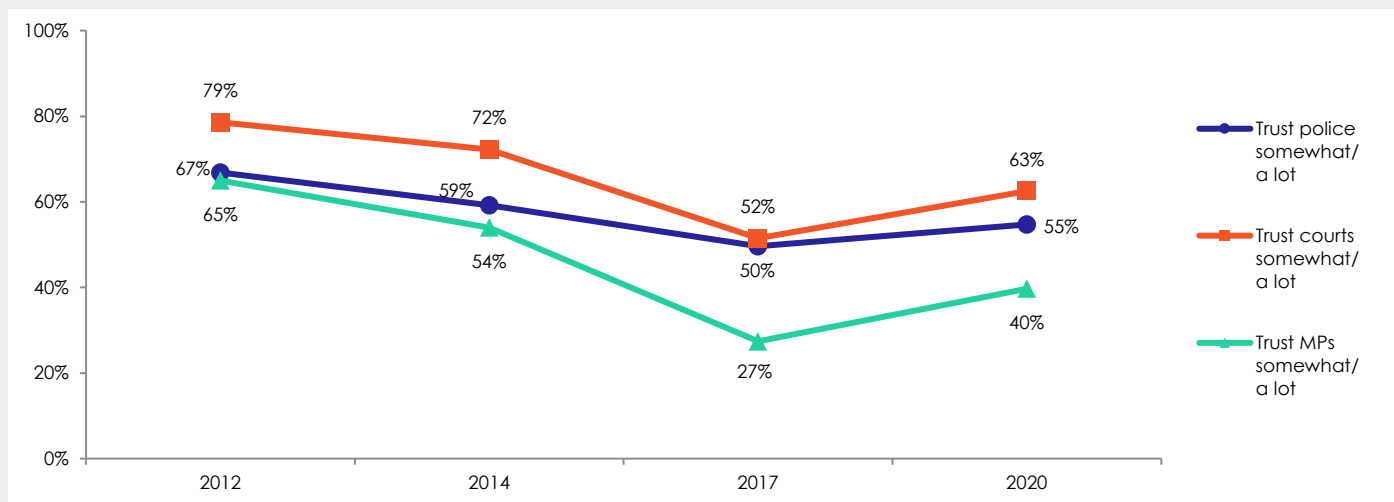


Impact of climate change on life



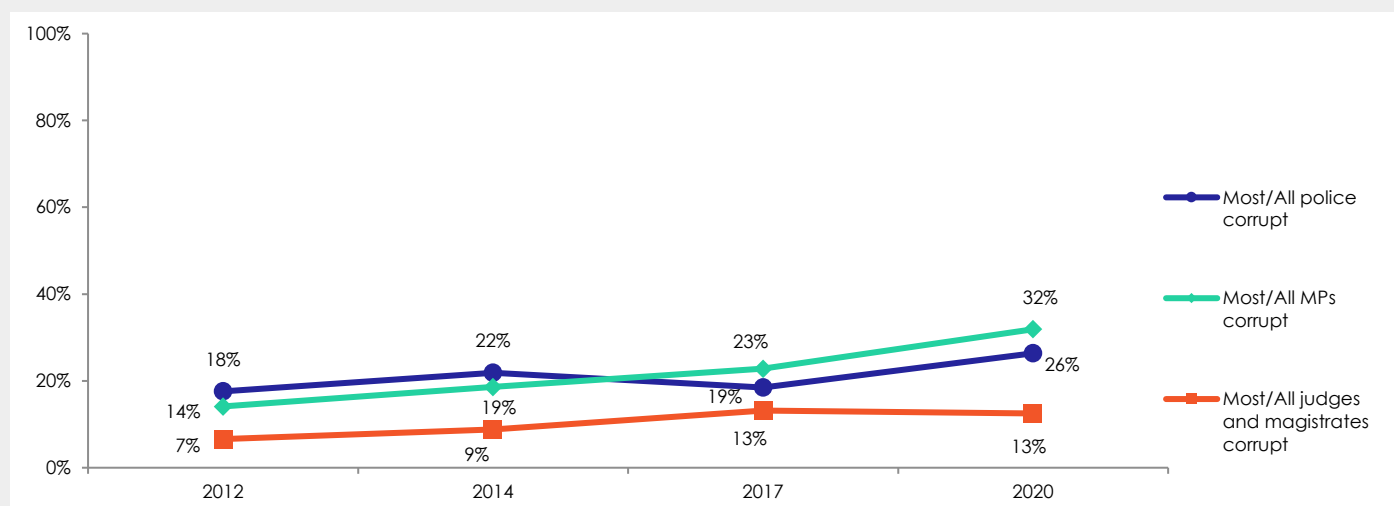
### SDG 16: Peace, justice and strong institutions

Trust in key state institutions

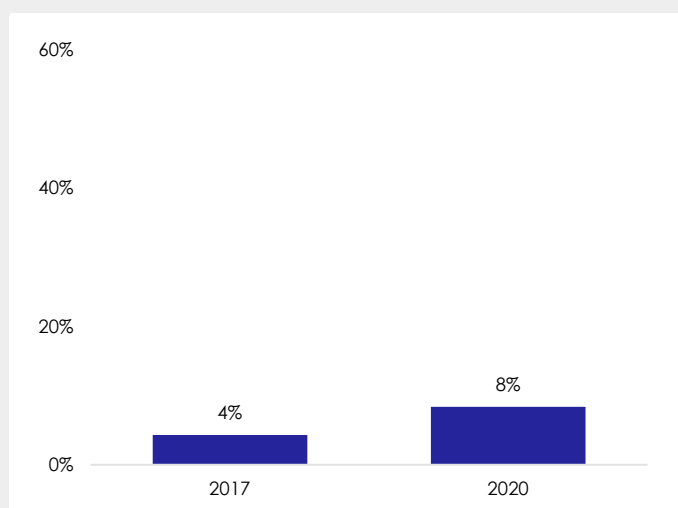


## SDG 16: Peace, justice and strong institutions

### Perceived corruption in key state institutions



Paid bribe for public services (schools, health clinic, identity documents, police) within the past year



### Key to ratings on Page 1

Colored circles ("stoplights") generally illustrate changes between the Afrobarometer Round 6 survey in 2014 and Round 8 survey in 2020 in Mauritius. For climate action (SDG 13) and bribes for public services (SDG 16), comparisons are between Round 7 (2017) and Round 8 (2020).

- Performance worsened by >3 percentage points
- Change between -3 and +3 percentage points (not statistically significant)
- Performance improved by >3 percentage points
- Meeting this target
- Half-filled circles indicate that results are mixed when there is more than one indicator.

## Survey questions

Over the past year, how often, if ever, have you or anyone in your family gone without:

- Enough food to eat?
- Enough clean water for home use?
- Medicines or medical treatment?
- Enough fuel to cook your food?
- A cash income?

For parts or all of SDGs 1, 2, 3, 6, and 10

What is your highest level of education?

For SDG 4

How often do you use: A mobile phone? The Internet?

For SDG 5

What is the main way that decisions are made about how to use any money that you have or earn, for example from a job, a business, selling things, or other activities?

For SDG 5

What is your main source of water for household use?	For SDG 6
Do you have a toilet, water closet, or latrine available for your use? • [If yes:] Is it inside your house, inside your compound, or outside your compound, or is there none available?	For SDG 6
Do you have an electric connection to your home from the [national power grid]? • [If yes:] How often is electricity actually available from this connection?	For SDG 7
What is your main occupation?	For SDG 8
Are the following services present in the primary sampling unit/ enumeration area: • Electricity grid that most houses can access? • Mobile phone service?	For SDG 9 Recorded by enumerators
Are the following facilities present in the primary sampling unit/ enumeration area or in easy walking distance: • School (private or public or both)? • Health clinic (private or public or both)?	For SDG 9 Recorded by enumerators
Thinking of the journey here, what was the most common surface of the road over the last five kilometers before arriving at the start point of the primary sampling unit/ enumeration area?	For SDG 9 Recorded by enumerators
How often, if ever, are [respondent's ethnic group] treated unfairly by the government?	For SDG 10
Have you heard about climate change, or haven't you had the chance to hear about this yet? • [If yes:] Do you think climate change is making life in [this country] better or worse, or haven't you heard enough to say?	For SDG 13
How much do you trust each of the following, or haven't you heard enough about them to say?	For SDG 16
How many of the following people do you think are involved in corruption, or haven't you heard enough about them to say?	For SDG 16
And how often, if ever, did you have to pay a bribe, give a gift, or do a favour for [an official in order to obtain the needed services]?	For SDG 16

**Do your own analysis of Afrobarometer data – on any question, for any country and survey round. It's easy and free at [www.afrobarometer.org/online-data-analysis](http://www.afrobarometer.org/online-data-analysis).**



Afrobarometer is a pan-African, non-partisan survey research network. Regional coordination of national partners in about 35 countries is provided by the Ghana Center for Democratic Development (CDD-Ghana), the Institute for Justice and Reconciliation (IJR) in South Africa, and the Institute for Development Studies (IDS) at the University of Nairobi in Kenya. Michigan State University (MSU) and the University of Cape Town (UCT) provide technical support to the network.

Financial support for Afrobarometer Round 8 has been provided by Sweden via the Swedish International Development Cooperation Agency, the Mo Ibrahim Foundation, the Open Society Foundations, the William and Flora Hewlett Foundation, the U.S. Agency for International Development (USAID) via the U.S. Institute of Peace, the National Endowment for Democracy, the European Union Delegation to the African Union, Freedom House, the Embassy of the Kingdom of the Netherlands in Uganda, GIZ, and Humanity United.

Follow our releases at [www.afrobarometer.org](http://www.afrobarometer.org) and #VoicesAfrica.

