

AFRO

BAROMETER

LET THE PEOPLE HAVE A SAY

Summary of Results

**Afrobarometer Round 6
Survey in Zambia, 2014**

**Compiled by:
RuralNet Associates Ltd**



Afrobarometer Round 6 Summary of Results for Zambia, 2014

Afrobarometer is a pan-African, non-partisan research network that conducts public attitude surveys on democracy, governance, economic conditions, and related issues in more than 30 countries in Africa. Five rounds of surveys were conducted between 1999 and 2013, and Round 6 surveys are being carried out in 2014-2015. Afrobarometer conducts face-to-face interviews in the language of the respondent's choice with nationally representative samples of between 1,200 and 2,400 respondents.

Afrobarometer is produced collaboratively by social scientists from across Africa. Coordination is provided by the Center for Democratic Development (CDD) in Zambia, the Institute for Justice and Reconciliation (IJR) in South Africa, the Institute for Development Studies (IDS) at the University of Nairobi in Kenya, and the Institute for Empirical Research in Political Economy (IREEP) in Benin. Michigan State University (MSU) and the University of Cape Town (UCT) provide technical support to the network.

The Afrobarometer National Partner in Zambia, RuralNet Associates Ltd, interviewed a nationally representative, random, stratified probability sample of 1,200 adult Zambians from 1 to 31 October 2014. A sample of this size yields results with a margin of error of +/-3% at a 95% confidence level. Previous surveys have been conducted in Zambia in 1999, 2002, 2005, 2009 and 2012. The Institute for Justice and Reconciliation (IJR) provided technical backstopping for the survey. Technical details of the survey, including descriptions of stratification and household selection, translation languages, and related information, can be found in the survey Technical Information Form that follows.

Below is an outline of the survey findings from all the questions posed to respondents. We also present the findings by some critical demographics such as gender and place of residence (urban-rural).

Core support for Afrobarometer Rounds 5 and 6 has been provided by the UK's Department for International Development (DFID), the Mo Ibrahim Foundation, the Swedish International Development Cooperation Agency (SIDA), the United States Agency for International Development (USAID), and the World Bank.

Contact Information:

For more information, please visit www.afrobarometer.org or www.twitter.com/afrobarometer or contact:

Name: FisonMujenja
Title: Co-National Investigator
Institution: RuralNet Associates
Email : fisonmujenja@gmail.com
Tel: +260964864614

Name: Stephen Tembo
Title: Co-National Investigator
Institution : RuralNet Associates
Email: tembo.steven2014@gmail.com
Tel: +260966743100

Dates of Fieldwork:	1 to 31 October, 2014								
Sample size:	1,200								
Sampling frame:	2010 Zambia Population and Housing Census								
Sample universe:	Citizens age 18 years or older, excluding institutions								
Sample design:	Nationally representative, random, clustered, stratified, multistage area probability sample								
Stratification:	Province, ward (for rural areas only) and urban-rural location								
Stages:	PSUs (from strata), start points, households, respondents								
PSU selection:	Probability proportionate to population size (PPPS)								
Cluster size:	Eight households per PSU								
Household selection:	Randomly selected start points, followed by walk pattern using 5/10 interval								
Respondent selection:	Gender quota filled by alternating interviews between men and women; respondents of appropriate gender listed, after which household member draws a numbered card to select individual.								
Weighting:	Weighted to account for individual selection probabilities								
Margin of error:	+/- 3% with 95% confidence level								
Fieldwork by:	RuralNet Associates Ltd								
Survey Languages: (Official translations)	English, Bemba, Kaonde, Lozi, Nyanja/Chewa, and Tonga.								
Main researchers:	Fison Mujenja, Victor Kanyense and Mulima Nyambe.								
Outcome rates:	<table> <tr> <td>Contact rate:</td> <td>100.0%</td> </tr> <tr> <td>Cooperation rate:</td> <td>99.4%</td> </tr> <tr> <td>Refusal rate:</td> <td>0.3%</td> </tr> <tr> <td>Response rate:</td> <td>99.4%</td> </tr> </table>	Contact rate:	100.0%	Cooperation rate:	99.4%	Refusal rate:	0.3%	Response rate:	99.4%
Contact rate:	100.0%								
Cooperation rate:	99.4%								
Refusal rate:	0.3%								
Response rate:	99.4%								
EA Substitution Rate:	0%								

Note: All figures in the following tables are percentages, rounded to whole numbers. Due to rounding, columns may not add up to exactly 100%. Also note that a reported figure of "0" indicates that at least one response, but less than 0.5% of all responses, were in this category, whereas a dash ("-") or blank cell indicates that there were no responses in this category. For Questions 1 through 100, weighted frequency distributions are reported.

Demographic distribution of the sample

Gender

	Male	50%	50%
	Female	50%	50%

Location

	Unweighted	Weighted	Unweighted
	Urban	43%	40%
	Rural	57%	60%

Province

	Unweighted	Weighted	Unweighted
	Lusaka	19%	17%
	Central	10%	10%
	Copperbelt	16%	15%
	Eastern	11%	12%
	Luapula	7%	8%
	Northern	8%	8%
	North-Western	5%	6%
	Southern	11%	12%
	Western	7%	7%
	Muchinga	5%	5%

Education

	Unweighted	Weighted	Unweighted
	No formal education	8%	9%
	Primary	35%	34%
	Secondary	43%	43%
	Post-secondary	13%	13%

Religion

	Unweighted	Weighted	Unweighted
	Christian	93%	92%
	Muslim	0%	0%
	Other	7%	8%

Q1. How old are you?

	Urban	Rural	Male	Female	Total
18-25	36	26	29	31	30
26-35	33	29	28	32	30
36-45	17	22	20	21	20
46-55	4	11	9	8	8
56-65	6	7	8	6	7
Over 65	3	4	5	2	3
Don't know	1	1	1	1	1

Q2. Which Zambian language is your home language?

	Urban	Rural	Male	Female	Total
English	1	1	1	1	1
Bemba	31	26	29	28	28
Nyanja	10	4	7	6	7
Tonga	10	16	13	14	14
Lozi	8	8	9	8	8
Chewa	5	8	5	9	7
Nsenga	3	2	3	3	3
Tumbuka	3	2	3	2	3
Kaonde	3	3	3	3	3
Luvale	1	3	2	3	2
Namwanga	4	4	4	4	4
Lunda	4	2	2	3	2
Bisa	1	1	1	1	1
Nkoya					
Mambwe	3	1	2	2	2
Lenje	1				
Ngoni	2	4	4	2	3
Soli	1	1	1	1	1
Ila		1		1	1
Ushi	1	2	2	2	2
Chokwe	1		1		
Mbunda					
Kunda		1	1		1
Lala	2	3	4	2	3
Lamba	2	2	2	1	2
Lungu	1		1		
Nyika					
Senga	1			1	
Tokaleya		1		1	1
Tabwa					
Other	1	1	1	1	1
Don't know					

Q3. Let's start with your general view about the current direction of our country. Some people might think the country is going in the wrong direction. Others may feel it is going in the right direction. So let me ask YOU about the overall direction of the country: Would you say that the country is going in the wrong direction or going in the right direction?

	Urban	Rural	Male	Female	Total
Going in the wrong direction	55	65	58	65	61
Going in the right direction	40	32	39	31	35
Don't know	5	3	3	4	3

Q4A. In general, how would you describe: The present condition of this country?

	Urban	Rural	Male	Female	Total
Very bad	26	32	29	30	30
Fairly bad	25	28	24	30	27
Neither good nor bad	9	8	10	7	9
Fairly good	31	23	27	25	26
Very good	7	7	8	6	7

Q4B. In general, how would you describe: Your own present living conditions?

	Urban	Rural	Male	Female	Total
Very bad	22	28	27	24	25
Fairly bad	21	27	24	25	25
Neither good nor bad	11	9	9	10	10
Fairly good	37	27	31	30	31
Very good	7	8	8	7	7
Don't know	2	1		2	1

Q5. In general, how do you rate your living conditions compared to those of other Zambians?

	Urban	Rural	Male	Female	Total
Much worse	13	17	14	16	15
Worse	21	27	25	23	24
Same	25	21	23	21	22
Better	31	26	27	29	28
Much better	8	8	8	8	8
Don't know	3	2	3	2	2

Q6. Looking back, how do you rate economic conditions in this country compared to 12 months ago?

	Urban	Rural	Male	Female	Total
Much worse	16	21	20	18	19
Worse	26	25	24	27	26
Same	21	18	19	19	19
Better	24	22	23	23	23
Much better	11	10	11	10	11
Don't know	2	3	2	3	2

Q7. Looking ahead, do you expect economic conditions in this country to be better or worse in 12 months' time?

	Urban	Rural	Male	Female	Total
Much worse	18	16	16	17	17
Worse	15	13	13	15	14
Same	15	14	16	13	15
Better	23	20	22	20	21
Much better	16	15	17	14	15
Don't know	14	21	16	20	18

Q8A. Over the past year, how often, if ever, have you or anyone in your family: Gone without enough food to eat?

	Urban	Rural	Male	Female	Total
Never	48	42	42	47	44
Just once or twice	24	19	21	20	21
Several times	20	27	26	23	24
Many times	7	8	8	8	8
Always	1	3	3	2	2
Don't know					

Q8B. Over the past year, how often, if ever, have you or anyone in your family: Gone without enough clean water for home use?

	Urban	Rural	Male	Female	Total
Never	54	51	49	55	52
Just once or twice	12	10	10	12	11
Several times	20	20	21	19	20
Many times	9	11	12	8	10
Always	5	7	6	6	6
Don't know					

Q8C. Over the past year, how often, if ever, have you or anyone in your family: Gone without medicines or medical treatment?

	Urban	Rural	Male	Female	Total
Never	50	36	40	44	42
Just once or twice	16	19	18	18	18
Several times	17	26	23	22	22
Many times	12	14	15	12	13
Always	3	4	5	3	4
Don't know	2			1	1

Q8D. Over the past year, how often, if ever, have you or anyone in your family: Gone without enough fuel to cook your food?

	Urban	Rural	Male	Female	Total
Never	58	70	65	65	65
Just once or twice	17	10	13	13	13
Several times	16	13	14	14	14
Many times	6	3	4	5	4
Always	1	1	1	1	1
Don't know	2	1	2	2	2

Q8E. Over the past year, how often, if ever, have you or anyone in your family: Gone without a cash income?

	Urban	Rural	Male	Female	Total
Never	29	15	21	21	21
Just once or twice	22	13	15	18	17
Several times	25	30	29	28	28
Many times	18	27	23	24	23
Always	5	14	11	10	10
Don't know					

Q8F. [Regarding the most intense (highest) code circled on Q8A-E, i.e., if the respondent went without any item in Q8A-E “always” or “many times” or “several times”:] When you say you went without [insert item] [insert frequency], would you say this occurred: about once every two or three months, about once a month, two or three times a month, about once a week, several times a week, or every day?

	Urban	Rural	Male	Female	Total
About once every two or three months	8	10	9	10	9
About once a month	13	8	12	9	10
Two or three times a month	14	26	20	22	21
About once a week	9	7	7	8	8
Several times a week	16	20	20	18	19
Everyday	9	10	10	9	10
Not applicable	27	15	19	21	20
Don't know	2	2	2	2	2

Q9. How often, if at all, do you or anyone in your household receive money remittances from friends or relatives living outside of the country?

	Urban	Rural	Male	Female	Total
Never	85	92	88	90	89
Less than once a year	1	2	1	2	1
At least once a year	3	2	2	3	2
At least every 6 months	1		1	1	1
At least every 3 months	3	1	2	1	2
At least once a month	6	2	4	3	4
Don't know	1	1	1	1	1

Q10A. Over the past year, how often, if ever, have you or anyone in your family: Felt unsafe walking in your neighbourhood?

	Urban	Rural	Male	Female	Total
Never	48	61	59	52	56
Just once or twice	16	13	11	17	14
Several times	18	17	18	17	18
Many times	7	4	4	6	5
Always	10	5	7	6	7
Don't know	1			1	1

Q10B. Over the past year, how often, if ever, have you or anyone in your family: Feared crime in your own home?

	Urban	Rural	Male	Female	Total
Never	64	66	68	63	65
Just once or twice	12	12	11	13	12
Several times	12	12	13	11	12
Many times	6	5	4	6	5
Always	6	4	4	6	5
Don't know					

Q11A. During the past year, have you or anyone in your family: Had something stolen from your house?

	Urban	Rural	Male	Female	Total
No	65	71	68	69	69
Yes, once	16	13	14	14	14
Yes, twice	9	8	9	8	9
Yes, three or more times	10	8	8	8	8
Don't know					

Q11B. During the past year, have you or anyone in your family: Been physically attacked?

	Urban	Rural	Male	Female	Total
No	86	92	89	90	89
Yes, once	9	6	7	7	7
Yes, twice	3	1	2	1	2
Yes, three or more times	3	1	3	1	2
Don't know					

Q12A. How often do you get news from the following sources: Radio?

	Urban	Rural	Male	Female	Total
Never	16	20	13	24	18
Less than once a month	2	2	2	2	2
A few times a month	6	6	6	6	6
A few times a week	22	24	24	23	23
Every day	54	47	55	45	50
Don't know					

Q12B. How often do you get news from the following sources: Television?

	Urban	Rural	Male	Female	Total
Never	23	63	48	47	47
Less than once a month	1	4	3	3	3
A few times a month	3	6	5	4	5
A few times a week	14	9	11	11	11
Every day	59	17	33	34	33
Don't know		1			

Q12C. How often do you get news from the following sources: Newspapers?

	Urban	Rural	Male	Female	Total
Never	39	76	60	63	61
Less than once a month	9	5	6	7	6
A few times a month	14	8	10	10	10
A few times a week	19	6	13	10	11
Every day	19	2	10	8	9
Don't know	1	2	1	2	1

Q12D. How often do you get news from the following sources: Internet?

	Urban	Rural	Male	Female	Total
Never	66	87	76	81	79
Less than once a month	-3	2	3	2	2
A few times a month	3	2	2	3	3
A few times a week	8	3	6	4	5
Every day	17	3	10	7	9
Don't know	3	2	2	2	2

Q12E. How often do you get news from the following sources: Social media such as Facebook or Twitter?

	Urban	Rural	Male	Female	Total
Never	69	89	80	82	81
Less than once a month	1		1		1
A few times a month	4	1	3	2	2
A few times a week	6	4	5	5	5
Every day	16	3	9	7	8
Don't know	3	2	2	3	2

Q13. How interested would you say you are in public affairs?

	Urban	Rural	Male	Female	Total
Not at all interested	27	23	20	29	24
Not very interested	20	18	18	19	19
Somewhat interested	18	21	20	19	20
Very interested	34	38	40	32	36
Don't know	1	1	1	1	1

Q14. When you get together with your friends or family, would you say you discuss political matters?

	Urban	Rural	Male	Female	Total
Never	34	36	31	40	35
Occasionally	46	46	48	44	46
Frequently	18	17	20	15	17
Don't know	1	1		1	1

Q15A. In this country, how free are you: To say what you think?

	Urban	Rural	Male	Female	Total
Not at all free	7	8	7	8	8
Not very free	16	13	14	15	15
Somewhat free	17	13	15	14	15
Completely free	59	65	63	62	62
Don't know		1		1	

Q15B. In this country, how free are you: To join any political organization you want?

	Urban	Rural	Male	Female	Total
Not at all free	8	6	5	8	7
Not very free	11	10	11	10	10
Somewhat free	10	11	10	10	10
Completely free	69	72	72	70	71
Don't know	2	1	1	2	2

Q15C. In this country, how free are you: To choose who to vote for without feeling pressured?

	Urban	Rural	Male	Female	Total
Not at all free	3	3	3	3	3
Not very free	5	4	4	5	5
Somewhat free	8	8	8	8	8
Completely free	83	81	83	81	82
Don't know	2	2	1	2	2

Let's talk for a moment about the kind of society you would like to have in this country.

Q16. Which of the following statements is closest to your view? Choose Statement 1 or Statement 2.

Statement 1: Government should be able to ban any organization that goes against its policies.

Statement 2: We should be able to join any organization, whether or not the government approves of it.

	Urban	Rural	Male	Female	Total
Agree very strongly with 1	18	14	17	15	16
Agree with 1	17	13	14	15	15
Agree with 2	34	31	33	31	32
Agree very strongly with 2	27	36	33	32	33
Agree with neither	1	2	1	2	2
Don't know	2	4	2	5	3

Q17. Which of the following statements is closest to your view? Choose Statement 1 or Statement 2.

Statement 1: The media should have the right to publish any views and ideas without government control.

Statement 2: The government should have the right to prevent the media from publishing things that it considers harmful to society.

	Urban	Rural	Male	Female	Total
Agree very strongly with 1	32	34	34	32	33
Agree with 1	24	23	25	21	23
Agree with 2	17	18	16	19	18
Agree very strongly with 2	23	20	21	21	21
Agree with neither	2	1	1	1	1
Don't know	2	5	3	5	4

Q18. Which of the following statements is closest to your view? Choose Statement 1 or Statement 2.

Statement 1: Men make better political leaders than women, and should be elected rather than women.

Statement 2: Women should have the same chance of being elected to political office as men.

	Urban	Rural	Male	Female	Total
Agree very strongly with 1	16	21	22	15	19
Agree with 1	7	9	8	8	8
Agree with 2	23	26	25	25	25
Agree very strongly with 2	52	42	42	50	46
Agree with neither	1	1	1	1	1
Don't know	1	1		1	1

Q19A. Now I am going to read out a list of groups that people join or attend. For each one, could you tell me whether you are an official leader, an active member, an inactive member, or not a member: A religious group that meets outside of regular worship services?

	Urban	Rural	Male	Female	Total
Not a member	28	24	26	25	26
Inactive member	12	11	12	10	11
Active member	53	55	53	56	55
Official leader	6	9	8	8	8
Don't know					

Q19B. Now I am going to read out a list of groups that people join or attend. For each one, could you tell me whether you are an official leader, an active member, an inactive member, or not a member: Some other voluntary association or community group?

	Urban	Rural	Male	Female	Total
Not a member	78	56	63	65	64
Inactive member	4	8	7	6	6
Active member	15	31	25	24	24
Official leader	3	5	4	4	4
Don't know	1				

Q20A. Here is a list of actions that people sometimes take as citizens. For each of these, please tell me whether you, personally, have done any of these things during the past year. If not, would you do this if you had the chance? Attended a community meeting.

	Urban	Rural	Male	Female	Total
No, would never do this	23	7	12	15	13
No, but would do if had the chance	47	30	35	38	37
Yes, once or twice	12	11	11	12	12
Yes, several times	14	41	34	27	30
Yes, often	4	10	8	7	8
Don't know	1			1	1

Q20B. Here is a list of actions that people sometimes take as citizens. For each of these, please tell me whether you, personally, have done any of these things during the past year. If not, would you do this if you had the chance? Got together with others to raise an issue.

	Urban	Rural	Male	Female	Total
No, would never do this	30	14	19	22	20
No, but would do if had the chance	45	38	39	42	40
Yes, once or twice	9	12	10	12	11
Yes, several times	12	28	25	18	21
Yes, often	3	7	6	5	6
Don't know	2	1	1	2	1

Q21. Understanding that some people were unable to vote in the most recent national election in 2011, which of the following statements is true for you?

You were too young to vote
You were not registered to vote
You voted in the elections
You decided not to vote
You could not find the polling station
You were prevented from voting
You did not have time to vote
You did not vote because you could not find your name in the voters' register

	Urban	Rural	Male	Female	Total
You were not registered to vote	12	8	7	12	10
You voted in the elections	54	62	64	54	59
You decided not to vote	7	8	7	9	8
You could not find the polling station		2	2	1	1
You were prevented from voting				1	
You did not have time to vote	4	3	3	3	3
You did not vote because your name not in the register	1	1		1	1
Did not vote for some other reason	7	8	6	10	8
You were too young to vote	14	6	10	9	10
Don't know / Can't remember	1			1	1

Q22. On the whole, how would you rate the freeness and fairness of the last national election, held in 2011.
Was it:

Completely free and fair
Free and fair, but with minor problems
Free and fair, with major problems
Not free and fair

	Urban	Rural	Male	Female	Total
Not free and fair	5	5	5	5	5
Free and fair, with major problems	11	9	10	10	10
Free and fair, but with minor problems	22	18	19	21	20
Completely free and fair	57	60	61	56	59
Do not understand the question				1	
Don't know	6	7	5	8	7

Q23A. Thinking about the last national election in 2011, did you: Attend a campaign rally?

	Urban	Rural	Male	Female	Total
No	68	57	55	67	61
Yes	32	43	44	33	39
Don't know					

Q23B. Thinking about the last national election in 2011, did you: Attend a meeting with a candidate or campaign staff?

	Urban	Rural	Male	Female	Total
No	79	74	71	81	76
Yes	20	26	28	19	24
Don't know					

Q23C. Thinking about the last national election in 2011, did you: Try to persuade others to vote for a certain presidential or legislative candidate or political party?

	Urban	Rural	Male	Female	Total
No	83	86	83	87	85
Yes	16	14	17	13	15
Don't know					

Q23D. Thinking about the last national election in 2011, did you: Work for a candidate or party?

	Urban	Rural	Male	Female	Total
No	88	85	83	89	86
Yes	11	14	16	10	13
Don't know					

Q24A. During the past year, how often have you contacted any of the following persons about some important problem or to give them your views: A local government councillor?

	Urban	Rural	Male	Female	Total
--	-------	-------	------	--------	-------

Never	80	63	64	75	70
Only once	7	11	11	8	10
A few times	7	15	14	9	12
Often	5	11	10	7	8
Don't know	1			1	

Q24B. During the past year, how often have you contacted any of the following persons about some important problem or to give them your views: A Member of Parliament?

	Urban	Rural	Male	Female	Total
Never	91	82	84	87	86
Only once	2	8	7	4	6
A few times	4	5	5	5	5
Often	2	3	2	3	3
Don't know	1		1		1

Q24C. During the past year, how often have you contacted any of the following persons about some important problem or to give them your views: An official of a government agency?

	Urban	Rural	Male	Female	Total
Never	91	87	88	90	89
Only once	3	5	4	3	4
A few times	3	5	5	4	4
Often	2	3	3	2	2
Don't know	1	1	1	1	1

Q24D. During the past year, how often have you contacted any of the following persons about some important problem or to give them your views: A political party official?

	Urban	Rural	Male	Female	Total
Never	90	87	85	91	88
Only once	3	5	6	3	5
A few times	3	5	6	3	4
Often	2	3	2	2	2
Don't know	1	1	1	1	1

Q24E. During the past year, how often have you contacted any of the following persons about some important problem or to give them your views: Traditional leaders?

	Urban	Rural	Male	Female	Total
Never	85	50	59	69	64
Only once	5	8	7	7	7
A few times	4	17	14	10	12
Often	3	24	19	12	16
Don't know	3		1	1	1

Q24F. During the past year, how often have you contacted any of the following persons about some important problem or to give them your views: Religious leaders?

	Urban	Rural	Male	Female	Total
Never	57	41	46	48	47
Only once	10	9	9	10	10
A few times	13	19	16	17	17
Often	18	31	28	24	26
Don't know	1		1		1

Q25A. Thinking of the last time you contacted any of these leaders. Did you go: Alone or with a group?

	Urban	Rural	Male	Female	Total
Alone	22	20	23	19	21

With a group	26	47	41	37	39
Not applicable	48	28	31	41	36
Don't know					

Q25B. Thinking of the last time you contacted any of these leaders. Did you go: To discuss a community problem or a personal problem?

	Urban	Rural	Male	Female	Total
Missing	4	4	5	3	4
Community problem	27	45	41	35	38
Personal problem	21	22	22	21	21
Not applicable	48	28	31	41	36
Don't know					

Q26A. For each of the following actions, please tell me whether you think it is something a good citizen in a democracy should always do, never do, or do only if they choose: Vote in elections.

	Urban	Rural	Male	Female	Total
Never do	6	2	4	4	4
Do only if they choose	16	16	16	16	16
Always do	76	81	80	78	79
Don't know	2	1	1	2	1

Q26B. For each of the following actions, please tell me whether you think it is something a good citizen in a democracy should always do, never do, or do only if they choose: Avoid criticizing the government.

	Urban	Rural	Male	Female	Total
Never do	36	28	30	32	31
Do only if they choose	30	29	29	30	30
Always do	29	40	38	32	35
Don't know	5	3	3	5	4

Q26C. For each of the following actions, please tell me whether you think it is something a good citizen in a democracy should always do, never do, or do only if they choose: Complain to government officials when public services are of poor quality.

	Urban	Rural	Male	Female	Total
Never do	11	5	7	8	7
Do only if they choose	18	24	20	23	21
Always do	68	70	71	67	69
Don't know	2	2	2	2	2

Q26D. For each of the following actions, please tell me whether you think it is something a good citizen in a democracy should always do, never do, or do only if they choose: Request personal assistance like help with school fees or funeral expenses from elected leaders.

	Urban	Rural	Male	Female	Total
Never do	23	19	21	20	20

Do only if they choose	32	32	30	34	32
Always do	42	47	46	43	45
Don't know	3	3	3	3	3

Q26E. For each of the following actions, please tell me whether you think it is something a good citizen in a democracy should always do, never do, or do only if they choose: Pay taxes they owe to government.

	Urban	Rural	Male	Female	Total
Never do	12	12	11	13	12
Do only if they choose	11	13	13	12	12
Always do	70	62	66	64	65
Don't know	6	13	10	11	11

Q26F. For each of the following actions, please tell me whether you think it is something a good citizen in a democracy should always do, never do, or do only if they choose: Agree with the majority of people in his or her community on political issues.

	Urban	Rural	Male	Female	Total
Never do	21	14	15	18	17
Do only if they choose	37	38	35	40	38
Always do	38	44	45	37	41
Don't know	4	4	4	4	4

Q27A. Here is a list of actions that people sometimes take as citizens when they are dissatisfied with government. For each of these, please tell me whether you, personally, have done any of these things during the past year. If not, would you do this if you had the chance: Joined with others in your community to request action from government?

	Urban	Rural	Male	Female	Total
No, would never do this	30	13	17	23	20
No, but would do if had the chance	50	52	51	52	51
Yes, once or twice	7	11	11	8	9
Yes, several times	10	19	17	14	16
Yes, often	2	3	4	2	3
Don't know	1	1	1	1	1

Q27B. Here is a list of actions that people sometimes take as citizens when they are dissatisfied with government. For each of these, please tell me whether you, personally, have done any of these things during the past year. If not, would you do this if you had the chance: Contacted the media, like calling a radio program or writing a letter to a newspaper?

	Urban	Rural	Male	Female	Total
No, would	31	20	22	26	24

never do this					
No, but would do if had the chance	56	71	65	66	65
Yes, once or twice	6	4	5	4	5
Yes, several times	5	3	6	3	4
Yes, often	1	1	1	1	1
Don't know	1	1	1	1	1

Q27C. Here is a list of actions that people sometimes take as citizens when they are dissatisfied with government. For each of these, please tell me whether you, personally, have done any of these things during the past year. If not, would you do this if you had the chance: Contacted a government official to ask for help or make a complaint?

	Urban	Rural	Male	Female	Total
No, would never do this	27	16	18	23	21
No, but would do if had the chance	60	64	62	62	62
Yes, once or twice	6	8	9	6	7
Yes, several times	5	9	8	6	7
Yes, often	1	2	2	2	2
Don't know	1	1	1	1	1

Q27D. Here is a list of actions that people sometimes take as citizens when they are dissatisfied with government. For each of these, please tell me whether you, personally, have done any of these things during the past year. If not, would you do this if you had the chance: Refused to pay a tax or fee to government?

	Urban	Rural	Male	Female	Total
No, would never do this	70	59	63	65	64
No, but would do if had the chance	17	25	23	22	22
Yes, once or twice	2	1	1	2	1
Yes, several times	2	1	2	1	1
Yes, often	1	1	1	1	1
Don't know	7	12	10	10	10

Q27E. Here is a list of actions that people sometimes take as citizens when they are dissatisfied with government. For each of these, please tell me whether you, personally, have done any of these things during the past year. If not, would you do this if you had the chance: Participated in a demonstration or protest march?

	Urban	Rural	Male	Female	Total
No, would never do this	70	59	63	65	64

No, but would do if had the chance	17	25	23	22	22
Yes, once or twice	2	1	1	2	1
Yes, several times	2	1	2	1	1
Yes, often	1	1	1	1	1
Don't know	7	12	10	10	10

Q28A. There are many ways to govern a country. Would you disapprove or approve of the following alternatives? Only one political party is allowed to stand for election and hold office.

	Urban	Rural	Male	Female	Total
Strongly disapprove	67	60	63	62	63
Disapprove	17	19	19	18	18
Neither approve nor disapprove	2	2	2	2	2
Approve	7	12	10	10	10
Strongly approve	4	4	4	5	4
Don't know	2	3	2	4	3

Q28B. There are many ways to govern a country. Would you disapprove or approve of the following alternatives? The army comes in to govern the country.

	Urban	Rural	Male	Female	Total
Strongly disapprove	75	68	70	71	71
Disapprove	17	21	20	18	19
Neither approve nor disapprove	1	1	1	1	1
Approve	3	5	4	4	4
Strongly approve	3	2	2	3	3
Don't know	1	3	3	2	2

Q28C. There are many ways to govern a country. Would you disapprove or approve of the following alternatives? Elections and Parliament are abolished so that the president can decide everything.

	Urban	Rural	Male	Female	Total
Strongly disapprove	67	65	66	65	66
Disapprove	21	21	20	22	21
Neither	2	2	1	3	2

approve nor disapprove					
Approve	4	5	5	4	4
Strongly approve	2	4	3	3	3
Don't know	3	5	4	4	4

Q29. What, if anything, does "democracy" mean to you?

	Urban	Rural	Male	Female	Total
Understood "democracy"	77	60	74	59	66
Required local language translation	14	23	17	22	19
Did not understand the word or question	9	18	10	19	14

Q30. Which of these three statements is closest to your own opinion?

Statement 1: Democracy is preferable to any other kind of government.

Statement 2: In some circumstances, a non-democratic government can be preferable.

Statement 3: For someone like me, it doesn't matter what kind of government we have.

	Urban	Rural	Male	Female	Total
STATEMENT 1: Democracy preferable	76	73	79	70	74
STATEMENT 2: Sometimes non-democratic preferable	6	6	6	6	6
STATEMENT 3: Doesn't matter	8	11	7	12	10
Don't know	10	10	7	13	10

Q31. Which of the following statements is closest to your view? Choose Statement 1 or Statement 2.

Statement 1: It is more important to have a government that can get things done, even if we have no influence over what it does.

Statement 2: It is more important for citizens to be able to hold government accountable, even if that means it makes decisions more slowly.

	Urban	Rural	Male	Female	Total
Agree very	28	21	26	22	24

strongly with 1					
Agree with 1	19	16	15	19	17
Agree with 2	26	27	26	28	27
Agree very strongly with 2	23	32	30	27	29
Agree with neither	2	1	1	2	1
Don't know	2	2	2	2	2

Q32. Which of the following statements is closest to your view? Choose Statement 1 or Statement 2.

Statement 1: We should choose our leaders in this country through regular, open, and honest elections.

Statement 2: Since elections sometimes produce bad results, we should adopt other methods for choosing this country's leaders.

	Urban	Rural	Male	Female	Total
Agree very strongly with 1	59	56	61	53	57
Agree with 1	24	24	25	23	24
Agree with 2	6	10	6	11	9
Agree very strongly with 2	8	8	7	9	8
Agree with neither	2	1	1	2	1
Don't know	2	1	1	2	1

Q33. Which of the following statements is closest to your view? Choose Statement 1 or Statement 2.

Statement 1: Political parties create division and confusion; it is therefore unnecessary to have many political parties in Zambia.

Statement 2: Many political parties are needed to make sure that Zambians have real choices in who governs them.

	Urban	Rural	Male	Female	Total
Agree very strongly with 1	14	14	15	13	14
Agree with 1	12	13	12	13	12
Agree with 2	30	29	29	31	30
Agree very strongly with 2	41	43	43	41	42
Agree with neither	1	1	1	1	1
Don't know	1	1	1	1	1

Q34. Which of the following statements is closest to your view? Choose Statement 1 or Statement 2.

Statement 1: Parliament should ensure that the president explains to it on a regular basis how his government spends taxpayers' money.

Statement 2: The president should be able to devote his full attention to developing the country rather than wasting time justifying his actions.

	Urban	Rural	Male	Female	Total
Agree very	34	33	36	31	33

strongly with 1					
Agree with 1	27	26	26	27	26
Agree with 2	15	16	14	17	15
Agree very strongly with 2	19	21	20	21	20
Agree with neither	2	1	1	1	1
Don't know	3	3	3	4	3

Q35. Which of the following statements is closest to your view? Choose Statement 1 or Statement 2.

Statement 1: After losing an election, opposition parties should monitor and criticize the government in order to hold it accountable.

Statement 2: Once an election is over, opposition parties and politicians should accept defeat and cooperate with government to help it develop the country.

	Urban	Rural	Male	Female	Total
Agree very strongly with 1	14	19	19	15	17
Agree with 1	13	11	12	11	12
Agree with 2	29	29	27	30	29
Agree very strongly with 2	42	40	40	41	41
Agree with neither	2	1	1	1	1
Don't know	1	1	1	1	1

Q36. Which of the following statements is closest to your view? Choose Statement 1 or Statement 2.

Statement 1: The news media should constantly investigate and report on government mistakes and corruption.

Statement 2: Too much reporting on negative events, like government mistakes and corruption, only harms the country.

	Urban	Rural	Male	Female	Total
Agree very strongly with 1	46	39	45	38	42
Agree with 1	23	25	22	26	24
Agree with 2	13	17	14	17	15
Agree very strongly with 2	12	17	15	15	15
Agree with neither	2		1	2	1
Don't know	4	1	2	2	2

Q37. Which of the following statements is closest to your view? Choose Statement 1 or Statement 2.

Statement 1: Members of Parliament represent the people; therefore they should make laws for this country, even if the president does not agree.

Statement 2: Since the president represents all of us, he should pass laws without worrying about what Parliament thinks.

	Urban	Rural	Male	Female	Total
Agree very	36	34	38	32	35

strongly with 1					
Agree with 1	30	32	31	32	32
Agree with 2	15	16	13	18	16
Agree very strongly with 2	8	12	11	9	10
Agree with neither	4	2	3	3	3
Don't know	6	2	3	5	4

Q38. Which of the following statements is closest to your view? Choose Statement 1 or Statement 2.

Statement 1: Since the president was elected to lead the country, he should not be bound by laws or court decisions that he thinks are wrong.

Statement 2: The president must always obey the laws and the courts, even if he thinks they are wrong.

	Urban	Rural	Male	Female	Total
Agree very strongly with 1	17	16	17	16	16
Agree with 1	15	13	14	14	14
Agree with 2	35	34	34	35	34
Agree very strongly with 2	28	34	31	31	31
Agree with neither	2	1	1	1	1
Don't know	4	2	2	3	3

Q39. Which of the following statements is closest to your view? Choose Statement 1 or Statement 2.

Statement 1: The Constitution should limit the president to serving a maximum of two terms in office.

Statement 2: There should be no constitutional limit on how long the president can serve.

	Urban	Rural	Male	Female	Total
Agree very strongly with 1	56	48	54	49	52
Agree with 1	24	30	26	30	28
Agree with 2	9	9	10	9	9
Agree very strongly with 2	8	10	9	10	9
Agree with neither	1	1	1	1	1
Don't know	1	2	1	2	2

Q40. In your opinion, how much of a democracy is Zambia today?

	Urban	Rural	Male	Female	Total
Not a democracy	2	3	4	1	2
A democracy, with major	24	24	23	24	24

problems					
A democracy, but with minor problems	39	31	35	34	34
A full democracy	28	32	33	28	31
Do not understand question /democracy	2	2	1	4	2
Don't know	4	8	4	9	6

Q41. Overall, how satisfied are you with the way democracy works in Zambia?

	Urban	Rural	Male	Female	Total
The country is not a democracy					
Not at all satisfied	9	8	8	9	8
Not very satisfied	25	23	24	23	24
Fairly satisfied	33	29	32	29	31
Very satisfied	26	30	30	27	29
Do not know	6	10	5	12	9

Q42A. For each of the following statements, please tell me whether you disagree or agree: The courts have the right to make decisions that people always have to abide by.

	Urban	Rural	Male	Female	Total
Strongly Disagree	13	11	15	9	12
Disagree	14	11	13	12	12
Neither Agree Nor Disagree	4	5	3	5	4
Agree	42	44	42	44	43
Strongly Agree	24	26	24	26	25
Don't Know	3	3	2	3	3

Q42B. For each of the following statements, please tell me whether you disagree or agree: The police always have the right to make people obey the law.

	Urban	Rural	Male	Female	Total
Strongly disagree	13	11	15	9	12
Disagree	14	11	13	12	12
Neither agree nor disagree	4	5	3	5	4
Agree	42	44	42	44	43
Strongly agree	24	26	24	26	25
Don't know	3	3	2	3	3

Q42C. For each of the following statements, please tell me whether you disagree or agree: The tax authorities always have the right to make people pay taxes.

	Urban	Rural	Male	Female	Total
Strongly disagree	8	9	11	7	9
Disagree	13	10	11	11	11

Neither agree nor disagree	6	4	3	7	5
Agree	43	45	42	46	44
Strongly agree	25	20	24	20	22
Don't know	5	11	8	8	8

Q43. Which of the following statements is closest to your view? Choose Statement 1 or Statement 2.

Statement 1: It is important to obey the government in power, no matter who you voted for.

Statement 2: It is not necessary to obey the laws of a government that you did not vote for.

	Urban	Rural	Male	Female	Total
Agree very strongly with 1	61	61	64	59	61
Agree with 1	27	26	22	30	26
Agree with 2	5	6	6	4	5
Agree very strongly with 2	3	5	4	4	4
Agree with neither	2	1	1	1	1
Don't know	2	1	1	2	1

Q44. Which of the following statements is closest to your view? Choose Statement 1 or Statement 2.

Statement 1: Citizens must pay their taxes to the government in order for our country to develop.

Statement 2: The government can find enough resources for development from other sources without having to tax the people.

	Urban	Rural	Male	Female	Total
Agree very strongly with 1	44	29	36	34	35
Agree with 1	22	23	20	25	22
Agree with 2	14	20	18	18	18
Agree very strongly with 2	14	20	19	16	18
Agree with neither	2	1	2	1	1
Don't know	4	6	5	6	5

Q45A. In your opinion, how often, in this country: Does the news media abuse its freedoms by printing or saying things it knows are not true?

	Urban	Rural	Male	Female	Total
Never	20	23	23	21	22
Rarely	38	32	36	32	34
Often	22	21	21	21	21
Always	11	8	10	9	9
Don't know	8	16	10	16	13

Q45B. In your opinion, how often, in this country: Does competition between political parties lead to violent conflict?

	Urban	Rural	Male	Female	Total
Never	14	17	18	14	16
Rarely	28	27	26	29	27
Often	29	29	27	31	29
Always	24	20	24	19	22

Don't know	5	6	4	7	6
------------	---	---	---	---	---

Q45C. In your opinion, how often, in this country: Does the president ignore the courts and laws of this country?

	Urban	Rural	Male	Female	Total
Never	46	39	42	41	41
Rarely	22	24	25	23	24
Often	12	11	12	11	12
Always	7	7	7	7	7
Don't know	13	18	13	18	16

Q45D. Are opposition parties or their supporters silenced by the government?

	Urban	Rural	Male	Female	Total
Never	33	34	35	33	34
Rarely	26	21	24	22	23
Often	20	17	16	20	18
Always	11	12	14	10	12
Don't know	10	14	11	15	13

Q45E. Does the president ignore Parliament and just do what he wants?

	Urban	Rural	Male	Female	Total
Never	50	46	49	45	47
Rarely	20	19	18	20	19
Often	8	9	9	9	9
Always	5	6	5	6	6
Don't know	17	20	17	20	19

Q46. In this country, how effective is the news media in revealing government mistakes and corruption?

	Urban	Rural	Male	Female	Total
Not at all effective	7	8	9	6	7
Not very effective	22	18	21	19	20
Somewhat effective	32	24	28	26	27
Very effective	34	39	35	38	37
Don't know	6	11	6	11	9

Q47A. Think about how elections work in practice in this country. How well do elections: Ensure that the representatives to the National Assembly reflect the views of voters?

	Urban	Rural	Male	Female	Total
Not at all well	13	7	10	9	10
Not very well	34	25	29	28	28
Well	26	33	31	30	30
Very well	16	24	22	20	21
Don't know	10	11	9	13	11

Q47 B. Think about how elections work in practice in this country. How well do elections: Enable voters to remove from office leaders who do not do what the people want?

	Urban	Rural	Male	Female	Total
Not at all well	10	8	9	9	9
Not very well	27	19	22	22	22
Well	30	29	31	29	30

Very well	23	33	30	29	29
Don't know	10	10	8	12	10

Q48A. In your opinion, how often do the following things occur in this country's elections? Votes are counted fairly.

	Urban	Rural	Male	Female	Total
Never	9	9	9	10	9
Sometimes	44	37	42	37	39
Often	12	13	12	13	13
Always	30	36	33	34	33
Don't know	5	6	5	6	6

Q48B. In your opinion, how often do the following things occur in this country's elections? Opposition candidates are prevented from running for office.

	Urban	Rural	Male	Female	Total
Never	47	46	47	46	46
Sometimes	27	27	28	25	27
Often	11	9	10	10	10
Always	6	8	6	8	7
Don't know	9	11	9	11	10

Q48C. In your opinion, how often do the following things occur in this country's elections? The media provides fair coverage of all candidates.

	Urban	Rural	Male	Female	Total
Never	15	14	14	14	14
Sometimes	41	32	36	35	36
Often	17	15	16	15	16
Always	20	26	25	23	24
Don't know	7	12	8	13	10

Q48D. In your opinion, how often do the following things occur in this country's elections? Voters are bribed.

	Urban	Rural	Male	Female	Total
Never	22	27	26	25	25
Sometimes	35	33	35	33	34
Often	13	12	14	11	13
Always	25	21	22	23	22
Don't know	6	6	4	8	6

Q48E. In your opinion, how often do the following things occur in this country's elections? Voters are offered a genuine choice in the elections.

	Urban	Rural	Male	Female	Total
Never	10	9	11	7	9
Sometimes	26	22	24	23	24
Often	15	11	12	14	13
Always	45	51	49	48	49
Don't know	4	7	4	7	6

Q48F. In your opinion, how often do the following things occur in this country's elections? Voters are threatened with violence at the polls.

	Urban	Rural	Male	Female	Total
Never	42	45	44	44	44
Sometimes	31	32	31	33	32
Often	11	8	10	8	9
Always	10	8	8	9	9

Don't know	5	6	5	7	6
------------	---	---	---	---	---

Q49. During election campaigns in this country, how much do you personally fear becoming a victim of political intimidation or violence?

	Urban	Rural	Male	Female	Total
A lot	25	20	20	25	22
Somewhat	10	9	10	9	9
A little bit	25	21	22	23	22
Not at all	38	48	46	42	44
Don't know	1	2	1	2	2

Q50. Do you think that the leaders of political parties in this country are more concerned with serving the interests of the people, or more concerned with advancing their own political ambitions, or haven't you heard enough to say?

	Urban	Rural	Male	Female	Total
More to serve their own political ambitions - strongly agree	35	48	44	43	43
More to serve their own political ambitions - agree	30	21	24	25	25
Neither agree nor disagree	6	4	4	6	5
More to serve the people - agree	14	11	13	12	12
More to serve the people - strongly agree	12	13	14	11	13
9 Don't know	2	2	2	3	2

Q51A. In your opinion, how often, in this country: Do people have to be careful of what they say about politics?

	Urban	Rural	Male	Female	Total
Never	20	22	20	22	21
Rarely	20	18	21	16	19
Often	15	15	12	18	15
Always	44	44	45	43	44
Don't know	1	1	1	1	1

Q51B. In your opinion, how often, in this country: Are people treated unequally under the law?

	Urban	Rural	Male	Female	Total
Never	23	27	27	25	26
Rarely	26	24	24	25	25
Often	25	21	22	24	23
Always	21	23	23	21	22
Don't know	4	4	4	5	4

Q51C. In your opinion, how often, in this country: Do officials who commit crimes go unpunished?

	Urban	Rural	Male	Female	Total
Never	27	29	29	27	28
Rarely	23	23	24	22	23
Often	23	22	22	24	23
Always	20	21	21	21	21
Don't know	6	4	4	5	5

Q51D. In your opinion, how often, in this country: Do ordinary people who break the law go unpunished?

	Urban	Rural	Male	Female	Total
Never	47	55	53	50	52
Rarely	20	18	17	20	18
Often	8	7	7	8	8
Always	22	19	21	20	20
Don't know	3	2	2	2	2

Q52A. How much do you trust each of the following, or haven't you heard enough about them to say: The president?

	Urban	Rural	Male	Female	Total
Not at all	18	18	17	19	18
Just a little	27	24	24	26	25
Somewhat	14	14	13	15	14
A lot	38	42	43	38	41
Don't know/ Haven't heard enough	2	2	2	2	2

Q52B. How much do you trust each of the following, or haven't you heard enough about them to say: Parliament?

	Urban	Rural	Male	Female	Total
Not at all	24	21	22	23	22
Just a little	30	29	29	30	30
Somewhat	18	14	15	17	16
A lot	25	33	32	27	30
Don't know/ Haven't heard enough	2	3	2	3	2

Q52C. How much do you trust each of the following, or haven't you heard enough about them to say: The Electoral Commission?

	Urban	Rural	Male	Female	Total
Not at all	20	19	17	22	19
Just a little	28	28	27	29	28
Somewhat	21	14	17	17	17
A lot	27	33	35	27	31
Don't know/	3	6	4	6	5

Haven't heard enough					
----------------------	--	--	--	--	--

Q52D. How much do you trust each of the following, or haven't you heard enough about them to say: Zambia Revenue Authority?

	Urban	Rural	Male	Female	Total
Not at all	24	18	20	21	20
Just a little	28	27	26	29	27
Somewhat	16	15	15	15	15
A lot	25	27	29	25	27
Don't know/ Haven't heard enough	7	13	11	10	10

Q52E. How much do you trust each of the following, or haven't you heard enough about them to say: Your local government council?

	Urban	Rural	Male	Female	Total
Not at all	30	26	27	28	28
Just a little	31	30	31	30	31
Somewhat	17	13	15	14	14
A lot	18	27	24	22	23
Don't know/ Haven't heard enough	4	5	3	5	4

Q52F. How much do you trust each of the following, or haven't you heard enough about them to say: The ruling party?

	Urban	Rural	Male	Female	Total
Not at all	25	20	20	24	22
Just a little	29	31	32	28	30
Somewhat	18	14	14	18	16
A lot	27	33	32	28	30
Don't know/ Haven't heard enough	2	2	2	3	2

Q52G. How much do you trust each of the following, or haven't you heard enough about them to say: Opposition political parties?

	Urban	Rural	Male	Female	Total
Not at all	31	27	29	28	29
Just a little	31	31	33	29	31
Somewhat	19	17	16	18	17
A lot	15	19	18	17	18
Don't know/ Haven't heard enough	4	5	3	6	5

Q52H. How much do you trust each of the following, or haven't you heard enough about them to say: The police?

	Urban	Rural	Male	Female	Total
Not at all	31	23	25	27	26
Just a little	27	25	27	25	26
Somewhat	18	12	14	15	15
A lot	23	38	33	31	32

Don't know/ Haven't heard enough	1	1	1	2	1
----------------------------------------	---	---	---	---	---

Q52I. How much do you trust each of the following, or haven't you heard enough about them to say: The army?

	Urban	Rural	Male	Female	Total
Not at all	16	13	14	15	14
Just a little	23	19	18	23	21
Somewhat	17	12	12	15	14
A lot	40	53	52	43	47
Don't know/ Haven't heard enough	4	3	3	4	4

Q52J. How much do you trust each of the following, or haven't you heard enough about them to say: Courts of law?

	Urban	Rural	Male	Female	Total
Not at all	18	12	13	15	14
Just a little	29	24	23	28	26
Somewhat	19	16	18	17	18
A lot	31	46	45	35	40
Don't know/ Haven't heard enough	3	2	2	3	3

Q52K. How much do you trust each of the following, or haven't you heard enough about them to say: Traditional leaders?

	Urban	Rural	Male	Female	Total
Not at all	18	9	12	14	13
Just a little	26	20	22	23	23
Somewhat	17	15	16	15	16
A lot	33	54	48	43	46
Don't know/ Haven't heard enough	6	2	2	4	3

Q52L. How much do you trust each of the following, or haven't you heard enough about them to say: Religious leaders?

	Urban	Rural	Male	Female	Total
Not at all	15	8	11	10	10
Just a little	22	17	18	19	19
Somewhat	18	14	15	15	15
A lot	43	61	55	53	54
Don't know/ Haven't heard	3	1	1	2	2

enough					
--------	--	--	--	--	--

Q53A. How many of the following people do you think are involved in corruption, or haven't you heard enough about them to say: The president and officials in his office?

	Urban	Rural	Male	Female	Total
None	10	16	13	14	14
Some of them	53	52	53	52	52
Most of them	19	16	17	17	17
All of them	10	9	11	8	10
Don't know/ Haven't heard enough	8	7	6	9	7

Q53B. How many of the following people do you think are involved in corruption, or haven't you heard enough about them to say: Members of Parliament?

	Urban	Rural	Male	Female	Total
None	6	13	11	10	10
Some of them	54	47	52	48	50
Most of them	21	24	22	24	23
All of them	14	9	11	11	11
Don't know/ Haven't heard enough	5	7	5	7	6

Q53C. How many of the following people do you think are involved in corruption, or haven't you heard enough about them to say: Government officials?

	Urban	Rural	Male	Female	Total
None	6	13	10	10	10
Some of them	53	51	52	51	52
Most of them	23	24	24	23	23
All of them	13	6	9	9	9
Don't know/ Haven't heard enough	4	6	4	7	6

Q53D. How many of the following people do you think are involved in corruption, or haven't you heard enough about them to say: Local government councillors?

	Urban	Rural	Male	Female	Total
None	9	13	12	11	11
Some of them	47	51	50	49	50
Most of them	26	21	23	22	23
All of them	14	9	11	11	11
Don't know/ Haven't heard enough	5	6	4	7	6

Q53E. How many of the following people do you think are involved in corruption, or haven't you heard enough about them to say: Police?

	Urban	Rural	Male	Female	Total
None	5	8	5	8	7
Some of them	36	40	41	35	38
Most of them	32	28	30	30	30
All of them	23	20	21	22	21
Don't know/	3	4	2	5	4

Haven't heard enough					
----------------------	--	--	--	--	--

Q53F. How many of the following people do you think are involved in corruption, or haven't you heard enough about them to say: Tax officials, like Ministry of Finance officials or local government tax collectors?

	Urban	Rural	Male	Female	Total
None	9	11	12	9	10
Some of them	47	45	46	46	46
Most of them	23	19	21	21	21
All of them	12	9	11	10	10
Don't know/ Haven't heard enough	8	16	10	15	13

Q53G. How many of the following people do you think are involved in corruption, or haven't you heard enough about them to say: Judges and magistrates?

	Urban	Rural	Male	Female	Total
None	13	13	14	11	13
Some of them	49	49	49	49	49
Most of them	20	19	18	20	19
All of them	12	10	12	10	11
Don't know/ Haven't heard enough	6	9	6	9	8

Q53H. How many of the following people do you think are involved in corruption, or haven't you heard enough about them to say: Traditional leaders?

	Urban	Rural	Male	Female	Total
None	19	26	23	23	23
Some of them	50	49	50	49	49
Most of them	13	14	15	13	14
All of them	10	5	6	7	7
Don't know/ Haven't heard enough	8	6	5	8	6

Q53I. How many of the following people do you think are involved in corruption, or haven't you heard enough about them to say: Religious leaders?

	Urban	Rural	Male	Female	Total
None	25	36	32	31	32
Some of them	51	46	48	49	48
Most of them	11	10	11	11	11
All of them	7	3	6	3	5
Don't know/ Haven't heard enough	5	4	3	6	4

Q53J. How many of the following people do you think are involved in corruption, or haven't you heard enough about them to say: Business executives?

	Urban	Rural	Male	Female	Total
None	11	15	15	11	13
Some of them	46	43	46	43	45
Most of them	22	20	19	22	21
All of them	11	11	12	11	11
Don't know/ Haven't heard enough	8	11	8	12	10

Q54. In your opinion, over the past year, has the level of corruption in this country increased, decreased, or stayed the same?

	Urban	Rural	Male	Female	Total
Increased a lot	41	45	45	41	43
Increased somewhat	12	11	10	13	12
Stayed the same	18	15	17	16	16
Decreased somewhat	18	18	20	16	18
Decreased a lot	7	5	5	7	6
Don't know	4	6	3	7	5

Q55A. In the past 12 months, have you had contact with a public school? [If yes] How easy or difficult was it to obtain the services you needed from teachers or school officials?

	Urban	Rural	Male	Female	Total
Very easy	9	14	11	13	12
Easy	18	15	19	14	16
Difficult	11	7	8	10	9
Very difficult	5	4	5	4	5
No contact	56	59	57	60	58
Don't know					

Q55B. In the past 12 months, have you had contact with a public school? [If yes] And how often, if ever, did you have to pay a bribe, give a gift, or do a favour for a teacher or school official in order to get the services you needed from the schools?

	Urban	Rural	Male	Female	Total
Missing	2	2	2	2	2
Never	35	35	36	34	35
Once or Twice	6	2	4	3	3
A Few times	1				
Often		1	1	1	1
No contact	56	59	57	60	58
Don't know					

Q55C. In the past 12 months, have you had contact with a public clinic or hospital? [If yes] How easy or difficult was it to obtain the medical care you needed?

	Urban	Rural	Male	Female	Total
Very Easy	16	20	19	18	18
Easy	25	26	23	27	25
Difficult	18	18	19	17	18
Very Difficult	11	7	8	10	9
No contact	30	29	30	29	30

Q55D. In the past 12 months, have you had contact with a public clinic or hospital? [If yes] And how often, if ever, did you have to pay a bribe, give a gift, or do a favour for a health worker or clinic or hospital staff in order to get the medical care you needed?

	Urban	Rural	Male	Female	Total
Never	64	65	65	65	65
Once or Twice	2	1	1	2	2
A Few times	2		1	1	1
Often					
No contact	30	29	30	29	30

Q55E. In the past 12 months, have you tried to get an identity document like a birth certificate, driver's license, passport or voter's card, or a permit from government? [If yes] How easy or difficult was it to obtain the document you needed?

	Urban	Rural	Male	Female	Total
Very Easy	5	5	4	6	5
Easy	10	5	8	6	7
Difficult	9	4	7	4	6
Very Difficult	7	5	6	5	5
No contact	69	81	74	79	77
Don't Know					

Q55F. In the past 12 months, have you tried to get an identity document like a birth certificate, driver's license, passport or voter's card, or a permit from government? [If yes] And how often, if ever, did you have to pay a bribe, give a gift, or do a favour for a government official in order to get the document you needed?

	Urban	Rural	Male	Female	Total
Never	23	16	21	17	19
Once or Twice	5	2	3	3	3
A Few times	1		1		1
Often	1		1		1
No contact	69	81	74	79	77
Don't know					

Q55G. In the past 12 months, have you tried to get water, sanitation, or electric services from government? [If yes] How easy or difficult was it to obtain the document you needed?

	Urban	Rural	Male	Female	Total
Very Easy	2	1	1	2	2
Easy	10	3	6	6	6
Difficult	6	5	6	4	5
Very Difficult	4	4	5	3	4
No contact	76	87	82	84	83
Don't Know	1				

Q55H. In the past 12 months, have you tried to get water, sanitation, or electric services from government? [If yes] And how often, if ever, did you have to pay a bribe, give a gift, or do a favour for a government official in order to get the document you needed?

	Urban	Rural	Male	Female	Total
Never	21	11	16	14	15
Once or Twice	1		1		1
A Few times		1	1		1
Often					
No contact	76	87	82	84	83
Don't know	1				

Q55I. In the past 12 months, have you requested assistance from the police? [If yes] How easy or difficult was it to obtain the assistance you needed?

	Urban	Rural	Male	Female	Total
Very Easy	4	3	3	3	3
Easy	13	8	12	9	10
Difficult	11	6	8	8	8
Very Difficult	5	5	7	3	5
No contact	67	78	70	77	73
Don't Know					

Q55J. In the past 12 months, have you requested assistance from the police? [If yes] And how often, if ever, did you have to pay a bribe, give a gift, or do a favour for a police officer in order to get the assistance you needed, or to avoid a problem like passing a checkpoint or avoiding a fine or arrest?

Q55K. In the past 12 months, have you had contact with the courts? [If yes] How easy or difficult was it to obtain the assistance you needed from the courts?

	Urban	Rural	Male	Female	Total
Never	23	18	23	16	20
Once or Twice	7	2	4	4	4
A Few times	1	1	2	1	1
Often	1	1	1		1
No contact	67	78	70	77	73
Don't know					

Q55L. In the past 12 months, have you had contact with the courts? [If yes] And how often, if ever, did you have to pay a bribe, give a gift, or do a favour for a judge or court official in order to get the assistance you needed from the courts?

	Urban	Rural	Male	Female	Total
Very Easy	2	2	2	2	2
Easy	5	4	5	4	5
Difficult	3	2	4	2	3
Very Difficult	2	1	1	2	2
No contact	87	90	88	89	88
Don't know	1			1	

Q56. If you ever paid a bribe for any of the services discussed above, did you report any of the incidents you mentioned to a government official or someone in authority?

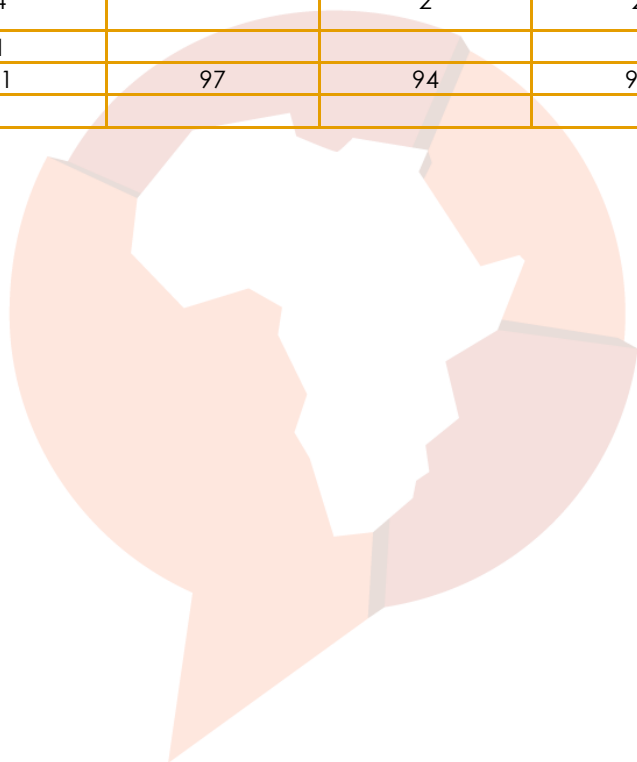
	Urban	Rural	Male	Female	Total
Missing	4	3	4	3	4
No	11	5	7	7	7
Yes	5		2	3	2
Not Applicable	80	92	87	87	87

Q57A. [If yes on 56] Which of the following happened the most recent time that you reported a bribery incident? Authorities took action against the government officials involved.

	Urban	Rural	Male	Female	Total
Missing	4	3	4	3	4
No, didn't happen	4		2	2	2
Yes, happened	1			1	1
Not Applicable	91	97	94	94	94

Q57B. [If yes on 56] Which of the following happened the most recent time that you reported a bribery incident? You suffered retaliation or other negative consequences as a result of reporting the incident.

	Urban	Rural	Male	Female	Total
Missing	4	3	4	3	4
No, didn't happen	4		2	2	2
Yes, happened	1				
Not Applicable	91	97	94	94	94
Don't know					



Q58. Some people say that many incidents of corruption are never reported. Based on your experience, what do you think is the main reason why many people do not report corruption when it occurs?

	Urban	Rural	Male	Female	Total
Most people do report incidents of corruption	2	1	1	2	2
People don't have enough time to report it	4	2	3	2	3
People don't know where to report it	9	11	10	10	10

People don't know how to report it	5	4	4	5	5
Nothing will be done / It wouldn't make a difference	18	14	17	14	15
It's too expensive to report	2	3	3	2	3
Corruption is normal / Everyone does it	5	5	5	5	5
People are afraid of the consequences	29	38	34	35	34
The officials where they would report to are also corrupt	11	3	8	5	6
It's government's money, so it's not our problem					
They would implicate themselves as bribe-givers	3	4	2	5	4
Corruption is too difficult to prove	4	5	4	4	4
Other	4	3	3	3	3
Don't know	4	8	5	7	6

Q59A. How much of the time do you think the following try their best to listen to what people like you have to say: Members of Parliament?

	Urban	Rural	Male	Female	Total
Never	42	50	47	47	47
Only Sometimes	33	28	31	29	30
Often	10	10	11	9	10
Always	9	9	8	10	9
Don't know	5	3	3	5	4

Q59B. How much of the time do you think the following try their best to listen to what people like you have to say: Local government councillors?

	Urban	Rural	Male	Female	Total
Never	39	41	40	41	40

Only Sometimes	31	31	33	29	31
Often	12	13	12	14	13
Always	12	12	12	12	12
Don't know	6	3	3	5	4



Q60. In your opinion, what are the most important problems facing this country that government should address?

	Urban	Rural	Male	Female	Total
Nothing/ no problems					
Management of the economy	7	5	7	4	6
Wages, incomes and salaries	3	2	3	2	3
Unemployment	24	10	17	15	16
Poverty/destitution	6	8	5	8	7
Rates and Taxes	1		1		1
Loans / credit	1			1	
Farming/agriculture	5	12	9	10	9
Food	3	3	2	4	3

shortage/famine					
Drought		1		1	
Land		1	1		1
Transportation	1	3	2	2	2
Communications		1	1	1	1
infrastructure / roads	7	9	10	6	8
Education	9	8	8	9	8
Housing	1				
Electricity	2	3	2	3	2
Water supply	11	10	11	10	11
Orphans/street children/homeless children	1	1		2	1
Services (other)					
Health	8	10	8	11	9
AIDS					
Sickness / Disease		1		1	
Crime and Security	2	1	1	2	1
Corruption	6	3	4	4	4
Political instability/ ethnic tensions					
Discrimination/ inequality		1	1		
Gender issues / women's rights		1		1	
Civil war					
Agricultural marketing	1	2	3		2
Other	2	1	1	1	1
Don't know		1	1	1	1

Q60, 2nd response

	Urban	Rural	Male	Female	Total
Missing	1	1		2	1
Management of the economy	2	2	2	2	2
Wages, incomes and salaries	2	2	2	2	2
Unemployment	9	4	7	5	6
Poverty/destitution	6	5	6	5	5
Rates and Taxes	1			1	1
Loans / credit	1	1	1	1	1
Farming/agriculture	5	10	9	7	8
Food shortage/famine	5	6	5	6	6
Drought		1		1	1

Land	1	1	1	1	1
Transportation	2	2	3	1	2
Communications		2	1	1	1
Infrastructure / roads	6	7	6	6	6
Education	14	16	14	17	15
Housing	1		1		
Electricity	4	3	3	4	3
Water supply	8	11	11	9	10
Orphans/street children/homeless children	1	1	1	1	1
Services (other)	1	1	1	1	1
Health	15	12	12	15	13
AIDS		1		1	
Sickness / Disease	1	1		1	1
Crime and Security	1		1	1	1
Corruption	2	1	2	2	2
Political violence					
Political instability/ ethnic tensions			1		
Discrimination/ inequality					
Gender issues / women's rights					
Democracy/political rights					
Agricultural marketing	2	4	5	1	3
Other	2	2	2	1	2
No further reply	5	3	5	3	4

Q60, 3rd Response

	Urban	Rural	Male	Female	Total
Missing	1	1	1	2	1
Management of the economy	4	3	3	3	3
Wages, incomes and salaries	2	1	1	2	2
Unemployment	6	4	4	5	5
Poverty/destitution	1	4	3	2	3
Rates and Taxes					
Loans / credit	1	1	1	1	1
Farming/agriculture	4	8	7	6	7
Food shortage/famine	3	3	3	3	3

Drought					
Land	1	1	1	1	1
Transportation	2	3	2	2	2
Communications		1	1	1	1
Infrastructure / roads	5	6	6	5	5
Education	12	12	11	14	12
Housing	1	1	1	1	1
Electricity	3	3	3	3	3
Water supply	8	9	10	8	9
Orphans/street children/homeless children	2	1	1	1	1
Services (other)					
Health	14	16	16	15	15
AIDS	1			1	1
Sickness / Disease		1			
Crime and Security	5	1	2	3	3
Corruption	4	2	4	2	3
Political violence					
Political instability/ ethnic tensions					
Discrimination/ inequality					
Gender issues / women's rights					
Civil war					
Agricultural marketing	2	3	2	3	2
Other	3	2	2	2	2
No further reply	12	10	11	11	11

Q61A. Thinking of the problem you mentioned first, in your opinion, how well or badly would you say the current government is handling this problem, or haven't you heard enough to say?

	Urban	Rural	Male	Female	Total
Very badly	36	43	41	40	40
Fairly badly	26	26	25	27	26
Fairly well	31	22	26	26	26
Very well	4	6	6	4	5
Not applicable	1	1	1	2	1
Don't know	1	1	1	2	1

Q61B. In your opinion, is there any other political party that could do a better job in solving this problem?

	Urban	Rural	Male	Female	Total
Missing	2	2	3	2	2
No	52	52	54	51	52
Yes	29	30	31	28	30
Not applicable	1	1	1	2	1

Don't know	16	14	12	17	15

Q62. Which of the following do you see as the most important difference between the ruling party and opposition parties in Zambia?

	Urban	Rural	Male	Female	Total
There is no difference	22	24	22	24	23
The honesty or integrity of party leaders	20	14	19	14	17
The religion of party leaders or members	5	2	3	4	3
Their economic and development policies	26	28	27	27	27
The experience of party leaders	8	13	10	11	11
The ethnicity of party leaders or members	2	1	1	2	1
The personalities of party leaders	5	4	6	3	5
The regional identity of party leaders or members	1	1	1	1	1
None of these / Some other answer	4	4	4	3	4
Don't know	8	9	6	11	9

Q63A. Looking at the ruling and opposition political parties in this country, which would you say is most able to address each of the following matters, or haven't you heard enough to say: Controlling prices?

	Urban	Rural	Male	Female	Total
Ruling party	85	86	86	84	85
Opposition party or parties	6	6	6	6	6
Neither of them	7	3	4	5	5
Don't know / Haven't heard enough	2	5	4	4	4

Q63B. Looking at the ruling and opposition political parties in this country, which would you say is most able to address each of the following matters, or haven't you heard enough to say: Creating jobs?

	Urban	Rural	Male	Female	Total
Ruling party	86	89	91	85	88
Opposition party or parties	4	5	4	5	5
Neither of them	8	4	4	6	5

Don't know / Haven't heard enough	2	2	1	4	2
-----------------------------------	---	---	---	---	---

Q63C. Looking at the ruling and opposition political parties in this country, which would you say is most able to address each of the following matters, or haven't you heard enough to say:

Improving basic health services?

	Urban	Rural	Male	Female	Total
Ruling party	88	90	91	87	89
Opposition party or parties	5	5	5	5	5
Neither of them	6	3	3	5	4
Don't know / Haven't heard enough	2	2	2	2	2

Q63D. Looking at the ruling and opposition political parties in this country, which would you say is most able to address each of the following matters, or haven't you heard enough to say:

Fighting corruption in government?

	Urban	Rural	Male	Female	Total
Ruling party	77	83	83	79	81
Opposition party or parties	12	9	10	10	10
Neither of them	8	5	5	8	7
Don't know / Haven't heard enough	2	3	2	3	2

Q64. Please tell me whether you agree or disagree with the following statement: The political opposition in Zambia presents a viable alternative vision and plan for the country.

	Urban	Rural	Male	Female	Total
Strongly disagree	19	16	17	17	17
Disagree	20	15	17	17	17
Neither agree nor disagree	9	13	12	12	12
Agree	24	25	23	26	24
Strongly agree	19	19	22	16	19
Don't know	9	13	9	13	11

Q65A. If the government of this country could increase its spending, which of the following areas do you think should be the top priority for additional investment?

Education

Infrastructure, like roads and bridges

Security, like the police and military

Health care

Agricultural development

Energy supply

	Urban	Rural	Male	Female	Total
None of the above	1		1		1
Education	51	43	43	49	46

Infrastructure, like roads and bridges	11	13	13	12	13
Security, like the police and military	3	1	2	1	2
Healthcare	18	16	17	16	16
Agricultural development	13	22	20	17	18
Energy supply	3	5	4	4	4
Don't Know / Can't remember					

Q65B. And which would be your second priority?

None of the above	2	2	2	2	2
Education	17	19	17	19	18
Infrastructure, like roads and bridges	10	13	15	9	12
Security, like the police and military	6	3	5	4	5
Healthcare	41	32	32	40	36
Agricultural development	16	23	22	18	20
Energy supply	5	7	6	5	6
Don't know / Can't remember	2		1	2	1

Q65C. If the government decided to make people pay more taxes or user fees in order to increase spending on public health care, would you support this decision or oppose it?

	Urban	Rural	Male	Female	Total
Strongly oppose	40	39	40	39	39
Somewhat oppose	12	10	10	11	11
Neither support nor oppose	4	4	4	5	4
Somewhat support	12	11	12	11	11
Strongly support	25	22	26	21	23
It depends	3	6	3	7	5
Don't know	3	7	5	6	5

Q66A. How well or badly would you say the current government is handling the following matters, or haven't you heard enough to say: Managing the economy?

	Urban	Rural	Male	Female	Total
Very badly	31	31	30	33	31
Fairly badly	22	26	24	25	24
Fairly well	37	30	35	31	33
Very well	7	7	7	7	7

Don't know/Haven't heard enough	3	5	4	5	4
---------------------------------	---	---	---	---	---

Q66B. How well or badly would you say the current government is handling the following matters, or haven't you heard enough to say: Improving the living standards of the poor?

	Urban	Rural	Male	Female	Total
Very badly	42	44	44	43	43
Fairly badly	24	24	24	24	24
Fairly well	28	22	24	24	24
Very well	4	6	5	5	5
Don't know/Haven't heard enough	2	4	3	3	3

Q66C. How well or badly would you say the current government is handling the following matters, or haven't you heard enough to say: Creating jobs?

	Urban	Rural	Male	Female	Total
Very badly	44	45	43	46	45
Fairly badly	25	24	24	25	24
Fairly well	24	22	24	21	22
Very well	5	6	6	6	6
Don't know/Haven't heard enough	2	3	2	3	3

Q66D. How well or badly would you say the current government is handling the following matters, or haven't you heard enough to say: Keeping prices down?

	Urban	Rural	Male	Female	Total
Very badly	56	54	54	55	55
Fairly badly	25	28	26	28	27
Fairly well	15	10	13	11	12
Very well	2	3	2	3	2
Don't know/Haven't heard enough	2	5	4	4	4

Q66E. How well or badly would you say the current government is handling the following matters, or haven't you heard enough to say: Narrowing gaps between rich and poor?

	Urban	Rural	Male	Female	Total
Very badly	51	53	52	53	52
Fairly badly	26	24	25	25	25
Fairly well	16	13	15	13	14
Very well	3	3	3	3	3
Don't know/Haven't heard enough	4	6	5	5	5

Q66F. How well or badly would you say the current government is handling the following matters, or haven't you heard enough to say: Reducing crime?

	Urban	Rural	Male	Female	Total
Very badly	27	26	28	25	26
Fairly badly	21	21	20	23	21
Fairly well	39	34	35	36	36
Very well	11	11	12	11	11
Don't know/Haven't heard enough	2	7	5	5	5

Q66G. How well or badly would you say the current government is handling the following matters, or haven't you heard enough to say: Improving basic health services?

	Urban	Rural	Male	Female	Total
Very badly	23	24	22	25	24
Fairly badly	20	20	21	20	20
Fairly well	40	38	38	39	39
Very well	15	15	16	14	15
Don't know/Haven't heard enough	2	2	2	2	2

Q66H. How well or badly would you say the current government is handling the following matters, or haven't you heard enough to say: Addressing educational needs?

	Urban	Rural	Male	Female	Total
Very badly	22	23	21	24	23
Fairly badly	19	23	22	21	22
Fairly well	41	37	39	37	38
Very well	15	14	15	14	15
Don't know/Haven't heard enough	3	3	2	3	3

Q66I. How well or badly would you say the current government is handling the following matters, or haven't you heard enough to say: Providing water and sanitation services?

	Urban	Rural	Male	Female	Total
Very badly	30	38	35	34	35
Fairly badly	26	23	23	26	24
Fairly well	33	29	31	30	30
Very well	10	8	10	8	9
Don't know/Haven't heard enough	2	2	2	2	2

Q66J. How well or badly would you say the current government is handling the following matters, or haven't you heard enough to say: Ensuring everyone has enough to eat?

	Urban	Rural	Male	Female	Total
Very badly	44	49	46	48	47
Fairly badly	29	25	28	26	27
Fairly well	19	15	17	17	17
Very well	5	5	5	4	5
Don't know/Haven't heard enough	3	5	4	4	4

Q66K. How well or badly would you say the current government is handling the following matters, or haven't you heard enough to say: Fighting corruption in government?

	Urban	Rural	Male	Female	Total
Very badly	38	41	41	38	40
Fairly badly	24	21	22	23	22
Fairly well	25	24	25	25	25
Very well	9	6	8	7	7
Don't know/Haven't heard enough	3	7	5	6	6

Q66L. How well or badly would you say the current government is handling the following matters, or haven't you heard enough to say: Maintaining roads and bridges?

	Urban	Rural	Male	Female	Total
Very badly	15	26	22	22	22
Fairly badly	12	13	13	13	13
Fairly well	32	35	32	36	34
Very well	39	23	32	28	30
Don't know/Haven't heard enough	1	2	2	2	2

Q66M. How well or badly would you say the current government is handling the following matters, or haven't you heard enough to say: Providing a reliable supply of electricity?

	Urban	Rural	Male	Female	Total
Very badly	21	44	36	33	35
Fairly badly	16	18	17	19	18
Fairly well	40	25	29	33	31
Very well	20	8	15	10	13
Don't know/Haven't heard enough	2	4	2	4	3

Q67A. What about local government? I do not mean the national government. I mean your municipal or local government council. How well or badly would you say your local government is handling the following matters, or haven't you heard enough about them to say: Maintaining local roads?

	Urban	Rural	Male	Female	Total
Very badly	29	47	42	37	40
Fairly badly	15	19	17	17	17
Fairly well	32	22	24	28	26
Very well	23	9	14	14	14
Don't know/Haven't heard enough	2	4	3	4	3

Q67B. What about local government? I do not mean the national government. I mean your municipal or local government council. How well or badly would you say your local government is handling the following matters, or haven't you heard enough about them to say: Maintaining local marketplaces?

	Urban	Rural	Male	Female	Total
Very badly	29	48	41	39	40
Fairly badly	21	21	20	21	21
Fairly well	34	18	23	25	24
Very well	14	5	9	8	9
Don't know/Haven't heard enough	2	8	6	6	6

Q68A. Do you approve or disapprove of the way that the following people have performed their jobs over the past 12 months, or haven't you heard enough about them to say: President?

	Urban	Rural	Male	Female	Total
Strongly disapprove	12	20	16	18	17
Disapprove	15	20	20	17	18
Approve	43	31	34	38	36
Strongly approve	21	24	24	21	23
Don't know/Haven't heard enough	8	5	6	7	6

Q68B. Do you approve or disapprove of the way that the following people have performed their jobs over the past 12 months, or haven't you heard enough about them to say: Your Member of Parliament?

	Urban	Rural	Male	Female	Total
Strongly disapprove	26	32	32	27	30
Disapprove	30	32	31	31	31
Approve	28	22	23	26	24
Strongly approve	10	10	10	9	10
Don't know/Haven't heard enough	7	4	3	7	5

Q68C. Do you approve or disapprove of the way that the following people have performed their jobs over the past 12 months, or haven't you heard enough about them to say: Your elected local government councillor?

	Urban	Rural	Male	Female	Total
Strongly disapprove	23	23	23	22	23
Disapprove	30	29	31	28	30
Approve	26	29	26	29	27
Strongly approve	10	16	14	13	14

Don't know/Haven't heard enough	11	4	5	8	6
---------------------------------	----	---	---	---	---

Q68D. Do you approve or disapprove of the way that the following people have performed their jobs over the past 12 months, or haven't you heard enough about them to say: Your traditional leader?

	Urban	Rural	Male	Female	Total
Strongly disapprove	14	12	13	13	13
Disapprove	20	15	18	16	17
Approve	30	39	35	36	35
Strongly approve	11	27	22	19	21
Don't know/Haven't heard enough	25	6	12	16	14

Q69A. Who should be responsible for: Making sure that, once elected, Members of Parliament do their jobs?

	Urban	Rural	Male	Female	Total
The president / executive	24	27	27	25	26
The Parliament / local council	11	14	13	13	13
Their political party	8	3	5	6	5
The voters	50	52	51	52	51
No one	2	1	2	1	1
Don't know	4	3	2	4	3

Q69B. Who should be responsible for: Making sure that, once elected, local government councillors do their jobs?

	Urban	Rural	Male	Female	Total
The president / executive	10	16	14	13	14
The Parliament / local council	19	21	22	19	20
Their political party	11	6	7	9	8
The voters	54	53	53	53	53
No one	2	1	3	1	2
Don't know	3	3	2	5	3

Q69C. Who should be responsible for: Making sure that, once elected, the president does his job?

	Urban	Rural	Male	Female	Total
The president / executive	11	11	13	9	11
The Parliament / local council	19	16	17	18	17
Their political party	9	8	7	9	8

The voters	55	59	58	57	57
No one	3	3	3	3	3
Don't know	4	3	3	4	3

Q70A. Based on your experience, how easy or difficult is it to do each of the following: To find out what taxes and fees you are supposed to pay to the government?

	Urban	Rural	Male	Female	Total
Very easy	8	3	6	4	5
Easy	16	11	13	13	13
Difficult	27	24	25	25	25
Very difficult	19	23	24	19	21
Don't Know	30	39	31	40	35

Q70B. Based on your experience, how easy or difficult is it to do each of the following: To avoid paying the income or property taxes that you owe to the government?

	Urban	Rural	Male	Female	Total
Very easy	7	3	5	3	4
Easy	11	7	9	9	9
Difficult	28	22	27	22	24
Very difficult	18	25	23	22	22
Don't have to pay taxes	5	9	8	7	8
Don't Know	32	33	28	37	33

Q71A. Please tell me whether you agree or disagree with the following statement: Ordinary people can make a difference in the fight against corruption.

	Urban	Rural	Male	Female	Total
Strongly disagree	25	22	22	25	23
Disagree	14	15	14	15	15
Neither agree nor disagree	4	5	4	5	5
Agree	29	28	28	29	29
Strongly agree	25	24	28	20	24
Don't know	3	6	4	6	5

Q71B. What is the most effective thing that an ordinary person like you can do the help combat corruption in this country?

	Urban	Rural	Male	Female	Total
Nothing / Ordinary people cannot do anything	17	19	18	18	18
Refuse to pay bribes	26	23	20	27	24
Report	33	34	36	31	33

corruption when you see or experience it					
Vote for clean candidates	8	7	7	7	7
Speak out about the problem	5	2	4	2	3
Talk to friends and relatives about the problem	2	3	2	3	3
Sign a petition	1			1	
Join or support an organization that is fighting corruption	4	4	5	3	4
Participate in protest marches	1		1		
Other	2	1	1	1	1
Don't know	4	8	5	6	6

Q72. In the last five years, how often, if ever, have you or anyone in your family been directly involved in an administrative, civil, or criminal case that has come before a government court or tribunal as a claimant, as a respondent or defendant, or as a witness?

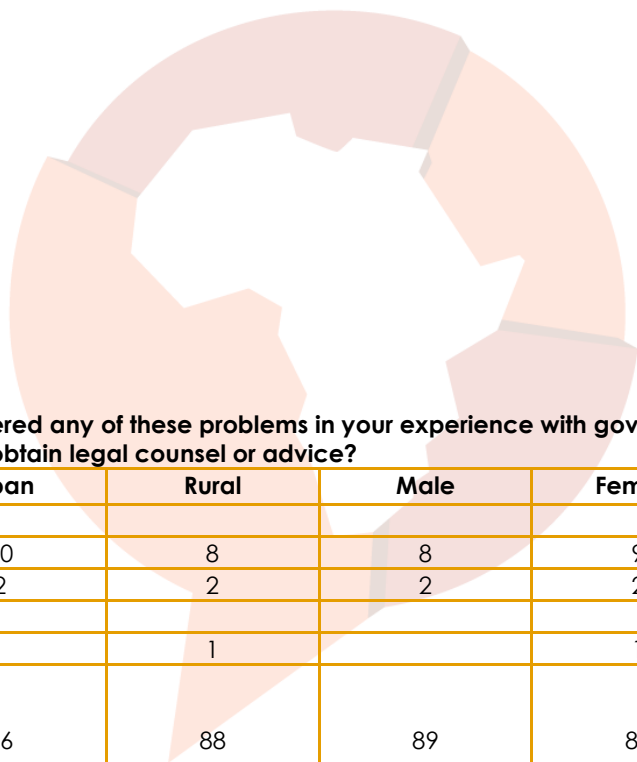
	Urban	Rural	Male	Female	Total
Never	86	87	87	86	87
Once	11	10	9	12	10
Twice	1	1	2	1	1
Three or more times	1	1	1	1	1
Don't know / Can't remember	1	1	1	1	1

Q73A. Have you encountered any of these problems in your experience with government courts in the past five years: You were unable to pay necessary costs and fees?

	Urban	Rural	Male	Female	Total
Never	8	8	8	8	8
Once or Twice	4	2	2	2	2
A Few times	1	1	1	1	1
Often	1	1	1	1	1
No experience with government courts in last 5 years	85	88	88	86	87
Don't know	1				

Q73B. Have you encountered any of these problems in your experience with government courts in the past five years: You could not understand the legal processes and procedures?

	Urban	Rural	Male	Female	Total
Missing					
Never	10	7	9	8	8
Once or Twice	1	2	1	2	1
A Few times	1		1		1
Often		2		2	1
No experience with government courts in last 5 years	86	88	89	86	88
Don't know	1			1	1



Q73C. Have you encountered any of these problems in your experience with government courts in the past five years: You could not obtain legal counsel or advice?

	Urban	Rural	Male	Female	Total
Missing					
Never	10	8	8	9	9
Once or Twice	2	2	2	2	2
A Few times					
Often		1		1	1
No experience with government courts in last 5 years	86	88	89	86	88
Don't know	1		1	1	1

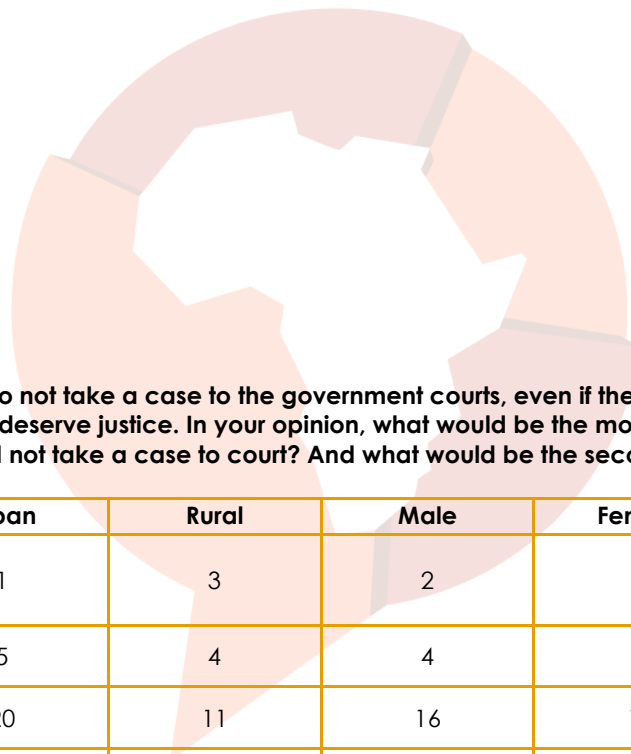
Q73D. Have you encountered any of these problems in your experience with government courts in the past five years: The judge or magistrate did not listen to your side of the story?

	Urban	Rural	Male	Female	Total
Never	8	9	8	9	8
Once or Twice	2	1	1	2	1
A Few times	1	1	1	1	1
Often	1	1	1	1	1
No experience with government courts in last 5 years	86	88	89	86	88

Don't know	1		1	1	1
------------	---	--	---	---	---

Q73E. Have you encountered any of these problems in your experience with government courts in the past five years: There were long delays in handling or resolving the case?

	Urban	Rural	Male	Female	Total
Never	7	7	6	7	7
Once or Twice	2	1	2	2	2
A Few times	1	1	1	1	1
Often	3	2	2	3	2
No experience with government courts in last 5 years	86	88	89	86	88
Don't know	1			1	1



Q74. Sometimes people do not take a case to the government courts, even if they think they have a legitimate complaint and deserve justice. In your opinion, what would be the most important reason that people like yourself would not take a case to court? And what would be the second most important reason?

	Urban	Rural	Male	Female	Total
Most people do take cases to court	1	3	2	3	2
They cannot find a lawyer	5	4	4	4	4
Lawyers are too expensive	20	11	16	14	15
Absence of legal aid services / absence of free legal help	4	2	3	2	3
Court costs are too expensive	6	8	6	8	7
Judges, prosecutors or court officials will demand money	7	5	5	6	6
People don't have enough time to go to court	3	3	3	3	3

The distance to the courts is too far	1	5	3	4	4
They don't speak the language spoken in the court		1	1		1
They don't know their legal rights and remedies	3	5	4	4	4
They don't know how to take a case to court	1	2	1	2	2
They think the processes are too complex	6	5	5	6	6
They expect the case to take too long	4	3	4	3	4
They think the judges and court officials are incompetent	1		1	1	1
They do not expect fair treatment	6	5	5	5	5
They do not think the judges or courts are independent	1	1	1	1	1
Don't trust the courts	5	6	6	5	5
The courts favor the rich / powerful	6	5	6	5	6
They prefer to go to traditional leaders / local council	2	5	4	3	4
They settle outside of court	2	1	2	1	1
Fear	1	3	3	2	2
They forgave/pitied the offender	4	4	4	3	4
Other	4	4	5	4	4
Don't know	5	8	6	8	7

Q74: second most important reason

	Urban	Rural	Male	Female	Total
They cannot	1	1	1		1

find a lawyer					
Lawyers are too expensive	5	4	4	5	5
Absence of legal aid services / absence of free legal help	2	1	1	2	2
Court costs are too expensive	7	7	6	8	7
Judges, prosecutors or court officials will demand money	6	3	4	4	4
People don't have enough time to go to court	2	1	1	2	2
The distance to the courts is too far	4	7	7	5	6
They don't speak the language spoken in the court	1	2	1	2	1
They don't know their legal rights and remedies	5	3	5	3	4
They don't know how to take a case to court	4	2	3	4	3
They think the processes are too complex	4	5	4	6	5
They expect the case to take too long	5	3	5	3	4
They think the judges and court officials are incompetent	1	2	2	1	1
They do not expect fair treatment	6	6	5	7	6
They do not think the judges or courts are independent	4	2	2	3	3
Don't trust the courts	4	4	5	4	4
The courts favor the rich /	5	5	6	5	5

powerful					
They prefer to go to traditional leaders / local council	1	5	3	3	3
They settle outside of court					
Fear	2	1	2	1	2
They forgave/pitied the offender		1	1	1	1
Other	3	2	3	2	2
No further Answer	26	30	28	29	28

Q75A. I am now going to ask you about a range of different actions that some people take. For each of the following, please tell me whether you think the action is not wrong at all, wrong but understandable, or wrong and punishable: Not paying for the services they receive from government?

	Urban	Rural	Male	Female	Total
Not wrong at all	11	10	12	10	11
Wrong but understandable	33	32	31	33	32
Wrong and punishable	45	42	45	41	43
Don't know	11	16	12	16	14

Q75B. I am now going to ask you about a range of different actions that some people take. For each of the following, please tell me whether you think the action is not wrong at all, wrong but understandable, or wrong and punishable: Not paying the taxes they owe on their income?

	Urban	Rural	Male	Female	Total
Not wrong at all	7	5	7	4	6
Wrong but understandable	29	30	30	29	30
Wrong and punishable	51	47	49	48	49
Don't know	13	18	14	18	16

Q76. Which of the following statements is closest to your view? Choose Statement 1 or Statement 2.

Statement 1: People living in Southern Africa should be able to move freely across international borders in order to trade or work in other countries.

Statement 2: Because foreign migrants take away jobs, and foreign traders sell their goods at very cheap prices, governments should protect their own citizens and limit the cross-border movement of people and goods.

	Urban	Rural	Male	Female	Total
Agree very strongly with 1	24	25	26	24	25
Agree with 1	25	18	21	20	21
Agree with 2	23	23	21	25	23
Agree very strongly with 2	21	23	24	20	22

Agree with neither	2	1	2	2	2
Don't know	5	9	6	9	7

Q77. Which of the following statements is closest to your view? Choose Statement 1 or Statement 2.

Statement 1: The governments of each country in Southern Africa have a duty to try to guarantee free elections and prevent human rights abuses in other countries in the region, for example by using political pressure, economic sanctions, or military force.

Statement 2: Each country in this region should respect the independence of the other countries and allow them to make their own decisions about how their country should be governed.

	Urban	Rural	Male	Female	Total
Agree very strongly with 1	12	14	13	13	13
Agree with 1	18	16	17	17	17
Agree with 2	37	34	35	36	35
Agree very strongly with 2	27	25	27	24	26
Agree with neither	2	1	2	1	1
Don't know	4	10	6	9	8

Q78. In your opinion, how easy or difficult is it for people in Southern Africa to cross international borders in order to work or trade in other countries, or haven't you heard enough to say?

	Urban	Rural	Male	Female	Total
Very difficult	17	20	21	17	19
Difficult	22	21	21	22	22
Easy	32	17	21	25	23
Very easy	12	13	15	10	13
Never try	8	12	11	10	10
Don't know	9	17	12	16	14

Q79A. In your opinion, how much do each of the following do to help your country, or haven't you heard enough to say: SADC?

	Urban	Rural	Male	Female	Total
Do nothing, no help	5	6	7	5	6
Help a little bit	18	12	16	12	14
Help somewhat	15	11	12	13	13
Help a lot	32	20	27	22	24
Don't know	30	51	37	48	42

Q79B. In your opinion, how much do each of the following do to help your country, or haven't you heard enough to say: African Union?

	Urban	Rural	Male	Female	Total
Do nothing, no help	7	6	8	5	7
Help a little bit	17	12	16	13	14
Help somewhat	14	12	11	14	13
Help a lot	29	17	26	17	22
Don't know	32	52	39	50	44

Q80A. In your opinion, which of the following countries, if any, would be the best model for the future development of our country: United States, China, Former Colonial Power, i.e., UK, India, South Africa?

	Urban	Rural	Male	Female	Total
--	-------	-------	------	--------	-------

Do nothing, no help	4	6	6	4	5
Help a little bit	17	10	14	11	13
Help somewhat	10	8	8	9	9
Help a lot	41	29	35	32	34
Don't know	28	47	36	43	40

Q80B. Which of the following do you think has the most influence on Zambia], or haven't you heard enough to say: United States, China, Former Colonial Power, i.e., UK, India, South Africa, international organizations like the United Nations or the World Bank?

	Urban	Rural	Male	Female	Total
None of these	2	2	3	2	2
United States	26	22	25	22	23
China	33	31	36	27	32
Former colonial power	9	7	7	8	8
India	1	2	1	2	2
South Africa	18	17	16	18	17
We should follow our own country's model	6	6	4	7	6
Other	1	2	2	1	2
Don't know	4	12	6	11	9

Q81A. How much influence do you think China's economic activities in Zambia have on our economy, or haven't you heard enough to say?

	Urban	Rural	Male	Female	Total
None of these have much influence	2	2	2	2	2
United States	18	16	18	15	17
China	55	42	49	45	47
Former colonial power	5	5	4	6	5
India	1	2	1	3	2
South Africa	7	9	8	9	8
International organizations	3	4	4	3	4
Some other country or organization		1	1	1	1
Don't know / Haven't heard enough	7	18	12	16	14

Q81B. In general, do you think that China's economic and political influence on Zambia is mostly positive, or mostly negative, or haven't you heard enough to say?

	Urban	Rural	Male	Female	Total
None	4	7	5	5	5
A little	11	10	10	11	10
Some	14	13	12	14	13
A lot	65	59	66	57	62
Don't know / Haven't heard enough	6	12	7	13	10

Q81C. Which of the following factors contributes most to positive images of China in Zambia or haven't you heard enough to say: China's support for Zambia in international affairs, China's policy of non-interference in the internal affairs of African countries, China's investment in infrastructure or other development in Zambia, China's business investment, the cost of Chinese products, or an appreciation of the Chinese people, culture, and language?

	Urban	Rural	Male	Female	Total
Very negative	5	8	7	6	7
Somewhat negative	6	3	4	5	4
Neither positive nor negative	7	8	7	8	7
Somewhat positive	28	20	20	26	23
Very positive	48	50	55	44	49
Don't know / Haven't heard enough	6	12	7	12	10

Q81D. Which of the following factors contributes most to negative images of China in Zambia, or haven't you heard enough to say: China's extraction of resources from Africa, land grabbing by Chinese individuals or businesses, China's willingness to cooperate with undemocratic rulers in Africa, Chinese economic activities taking jobs or business from Zambians, the quality of Chinese products, the behavior of Chinese citizens in Zambia?

	Urban	Rural	Male	Female	Total
None of these	1	1	2	1	1
China's support for the country in international affairs	7	4	6	5	5
Non-interference in the internal affairs of African countries	4	3	3	4	3
China's investment in infrastructure in the country	60	61	62	59	60
China's	13	14	15	12	13

business investment					
The quality or cost of Chinese products	10	8	8	10	9
An appreciation of the Chinese people, culture and language	1			1	
Some other factor	1	1	1	1	1
Don't know / Haven't heard enough	4	8	4	9	7

81E. In your opinion, does China's economic development assistance to Zambia do a good job or a bad job of meeting the country's needs, or haven't you heard enough to say?

	Urban	Rural	Male	Female	Total
Very bad job	9	6	6	8	7
Somewhat bad job	6	3	5	4	4
Neither good nor bad job	10	7	9	8	8
Somewhat good job	32	30	30	32	31
Very good job	38	38	40	36	38
China doesn't give development assistance to the country	1			1	
Don't know / Haven't heard enough	4	15	10	12	11

Q82A. How much time should your Member of Parliament spend in this constituency to visit the community and its citizens?

	Urban	Rural	Male	Female	Total
Never / It is not necessary	3	2	3	3	3
At least once a year	5	7	5	7	6
At least once a month	38	49	48	42	45
At least weekly	23	13	17	17	17
Should stay here all of the time	27	26	25	27	26
Don't know	4	2	2	4	3

Q82B. How much time does your Member of Parliament spend in this constituency?

	Urban	Rural	Male	Female	Total
Never	46	56	53	51	52

At least once a year	16	20	20	17	18
At least once a month	13	12	12	13	13
At least weekly	10	4	6	6	6
He / She is here almost all of the time	4	4	4	5	4
Don't know	11	4	5	8	6

Q82C. Members of Parliament have different responsibilities. Which of the following do you think is the most important responsibility of your Member of Parliament, or haven't you heard enough to say?

	Urban	Rural	Male	Female	Total
None of these	1	1		2	1
Deliver jobs or development	23	20	22	21	21
Monitor the president and his government	2	3	3	2	3
Listen to constituents and represent their needs	63	70	68	67	67
Make laws for the good of the country	7	4	5	5	5
Don't know	2	3	2	3	3

Q83A. Which of the following statements is closest to your view? Choose Statement 1 or Statement 2.

	Urban	Rural	Male	Female	Total
Agree very strongly with 1	14	11	12	11	12
Agree with 1	12	10	10	11	10
Agree with 2	34	30	31	32	32
Agree very strongly with 2	31	39	39	33	36
Agree with neither	3	2	1	3	2
Don't know	6	9	7	9	8

Q83B. Which of the following is your primary source for obtaining news about deliberations in the National Assembly?

	Urban	Rural	Male	Female	Total
None of the Above	4	8	5	8	6
Social media		1	1		
Internet	1	1	1	1	1
Newspaper	4		2	1	2
Television	46	11	20	30	25
Radio	41	65	62	49	56

Don't know/Do not follow National Assembly deliberations	4	14	9	11	10
----------------------------------------------------------	---	----	---	----	----

Q84A. Now let us discuss the use of physical punishment in this country. For each of the following statements, please tell me whether you agree or disagree: Husbands should have the right to use physical punishment on their wives as a way of disciplining them?

	Urban	Rural	Male	Female	Total
Strongly agree	5	4	6	4	5
Agree	4	6	6	5	5
Neither agree nor disagree	1	1	2	1	1
Disagree	17	23	21	20	20
Strongly disagree	70	65	65	69	67
Don't know	2		1	1	1

Q84B. Now let us discuss the use of physical punishment in this country. For each of the following statements, please tell me whether you agree or disagree: Parents should have the right to use physical punishment on their children as a way of disciplining them?

	Urban	Rural	Male	Female	Total
Strongly agree	9	13	11	11	11
Agree	22	24	23	23	23
Neither agree nor disagree	5	5	5	5	5
Disagree	19	18	18	19	19
Strongly disagree	44	40	42	41	41
Don't know	1		1	1	1

84C. Now let us discuss the use of physical punishment in this country. For each of the following statements, please tell me whether you agree or disagree: Teachers should have the right to use physical punishment on their pupils as a way of disciplining them?

	Urban	Rural	Male	Female	Total
Strongly agree	5	9	8	7	7
Agree	15	17	15	17	16
Neither agree nor disagree	4	4	5	4	4
Disagree	22	21	22	20	21
Strongly disagree	51	49	48	51	50
Don't know	2		1	1	1

Q85A. Let us talk for a moment about the challenges in the acquisition of land in our country. In your opinion, which of the following is the greatest challenge for individuals wishing to acquire land in Zambia today?

	Urban	Rural	Male	Female	Total
None of these	3	10	7	7	7
Traditional Leaders that favour certain groups of people	10	19	17	14	15
Difficulties in getting title documents	13	14	14	13	13
Unscrupulous sellers	16	13	14	14	14
Land is too Expensive	48	31	37	39	38
Land scarcity	6	9	8	8	8
Don't know/Haven't heard enough to say	3	5	3	5	4

Q85B. Which of the following statements is closest to your view? Choose Statement 1 or Statement 2.

Statement 1: Chiefs are custodians of the traditional land in their chiefdoms and should therefore have the right to sell it.

Statement 2: Land belongs to all the people of Zambia and chiefs should have no right to sell traditional land in their chiefdoms.

	Urban	Rural	Male	Female	Total
Agree very strongly with 1	14	13	13	14	13
Agree with 1	14	13	14	13	13
Agree with 2	32	26	27	29	28
Agree very strongly with 2	34	46	43	39	41
Agree with neither	1	2	2	2	2
Don't know	4	1	1	3	2

Q86. Which of the following statements is closest to your view? Choose Statement 1 or Statement 2.

[Interviewer: Probe for strength of opinion: Do you agree or agree very strongly?]

Statement 1: Street vendors provide a convenient service to buyers and should therefore be allowed to continue trading on the country's streets. Statement 2: Street vending contributes to littering and other social evils on our streets and should therefore be banned.

	Urban	Rural	Male	Female	Total
Agree very strongly with 1	20	21	20	21	20

Agree with 1	17	17	16	17	17
Agree with 2	24	23	25	22	24
Agree very strongly with 2	35	34	36	33	34
Agree with neither	2	2	2	2	2
Don't know	2	4	2	4	3

Q87. What is your ethnic community, cultural group, or tribe?

	Urban	Rural	Male	Female	Total
Bemba	31	25	26	28	27
Nyanja	5	1	3	2	2
Tonga	11	16	14	14	14
Lozi	8	7	9	7	8
Chewa	5	9	6	9	7
Nsenga	3	3	3	3	3
Tumbuka	3	3	4	2	3
Kaonde	3	4	3	3	3
Luvale	2	3	2	3	3
Namwanga	4	4	4	4	4
Lunda	4	2	3	3	3
Bisa	1	1	1	2	1
Nkoya		1		1	1
Mambwe	3	1	2	2	2
Lenje	1	1	1	1	1
Ngoni	3	5	4	3	4
Soli	1	1	1	1	1
Ila		1		1	1
Ushi	1	2	2	2	2
Chokwe	1		1		
Mbunda				1	
Kunda	1	1	1	1	1
Lala	2	4	4	2	3
Lamba	2	2	2	1	2
Lungu	1		1		
Nyika					
Senga	1			1	
Tokaleya		1		1	
Tabwa					
National identity only, or "doesn't think of self in those terms"					
Others	1	1	1	1	1
Refused					

Q88A. How often, if ever, are [R's ethnic group] treated unfairly by the government?

	Urban	Rural	Male	Female	Total
Never	69	64	66	66	66
Sometimes	15	14	15	15	15
Often	3	3	4	3	3

Always	7	10	10	8	9
Not applicable					
Don't know	4	7	5	7	6

Q88B. Let us suppose that you had to choose between being a Zambian and being a [R's ethnic group]. Which of the following statements best expresses your feelings:

I feel only Zambian?

I feel more Zambian than _____ [insert R's ethnic group]?

I feel equally Zambian and _____ [insert R's ethnic group]?

I feel more _____ [insert R's ethnic group] than Zambian?

I feel only _____ [insert R's ethnic group]?

	Urban	Rural	Male	Female	Total
I feel only (ethnic group)	4	4	5	3	4
I feel more (ethnic group) than (national identity)	7	8	8	8	8
I feel equally (national identity) and (ethnic group)	49	50	50	50	50
I feel more (national identity) than (ethnic group)	5	6	5	6	6
I feel only (national identity)	30	29	30	29	30
Not applicable					
Don't know	2	2	2	3	2

Q89A. For each of the following types of people, please tell me whether you would like having people from this group as neighbours, dislike it, or not care: People of a different religion?

	Urban	Rural	Male	Female	Total
Strongly dislike	9	10	9	10	9
Somewhat dislike	4	6	6	4	5
Would not care	29	30	30	29	29
Somewhat like	14	14	13	16	14
Strongly like	43	40	42	40	41
Don't know	1			1	

Q89B. For each of the following types of people, please tell me whether you would like having people from this group as neighbours, dislike it, or not care: People from other ethnic groups?

	Urban	Rural	Male	Female	Total
Strongly dislike	5	9	7	9	8
Somewhat dislike	5	8	7	6	7
Would not care	29	27	27	29	28

Somewhat like	16	17	16	17	16
Strongly like	44	38	43	38	41
Don't know	1				

Q89C. For each of the following types of people, please tell me whether you would like having people from this group as neighbours, dislike it, or not care: Homosexuals?

Strongly dislike	87	85	86	86	86
Somewhat dislike	6	7	7	5	6
Would not care	4	6	4	6	5
Somewhat like		1	1		1
Strongly like	1	1		1	1
Don't know	1	1	1	1	1

Q89D. For each of the following types of people, please tell me whether you would like having people from this group as neighbours, dislike it, or not care: People who have HIV/AIDS?

	Urban	Rural	Male	Female	Total
Strongly dislike	5	10	9	7	8
Somewhat dislike	2	5	5	3	4
Would not care	39	42	40	42	41
Somewhat like	15	12	14	12	13
Strongly like	37	29	32	33	32
Don't know	1	1		1	1

Q89E. For each of the following types of people, please tell me whether you would like having people from this group as neighbours, dislike it, or not care: Immigrants or foreign workers?

	Urban	Rural	Male	Female	Total
Strongly dislike	15	24	18	23	20
Somewhat dislike	12	15	16	12	14
Would not care	30	29	29	29	29
Somewhat like	18	12	15	14	15
Strongly like	23	18	20	19	20
Don't know	2	2	1	2	2

Q90A. Do you feel close to any particular political party?

	Urban	Rural	Male	Female	Total
No, not close to any party	40	38	35	43	39
Yes, feels close to a party	50	54	58	47	52
Refused to answer	6	6	6	7	6
Don't know	3	1	1	3	2

Q90B. [If "Yes" to Q90A] Which party is that?

	Urban	Rural	Male	Female	Total
Alliance for Democracy and Development (ADD)		1	1		1
Forum for Democracy & Development (FDD)	1			1	
Heritage Party (HP)					
Movement for Multiparty Democracy (MMD)	5	8	7	7	7
National Restoration Party (NAREP)	2		1	1	1
Patriotic Front (PF)	28	22	29	20	24
United National Independence Party (UNIP)	1	1	1	1	1
United Party for National Development (UPND)	11	15	14	12	13
Zambians for Empowerment & Development (ZED)					
Other					
Not applicable	49	46	42	53	47
Refused to answer	2	5	4	4	4
Don't know					

Q91A. Which of these things do you personally own: Radio?

	Urban	Rural	Male	Female	Total
No, don't own	24	29	24	29	27
Yes, do own	75	71	75	70	73
Don't know					

Q91B. Which of these things do you personally own: Television?

	Urban	Rural	Male	Female	Total
No, don't own	35	67	56	52	54
Yes, do own	64	33	44	47	46
Don't know					

Q91C. Which of these things do you personally own: Motor vehicle or motorcycle?

	Urban	Rural	Male	Female	Total
No, don't own	83	86	83	86	84
Yes, do own	16	14	16	13	14
Don't know	1		1	1	1

Q91D. Which of these things do you personally own: Mobile phone?

	Urban	Rural	Male	Female	Total
No, don't own	16	34	24	29	27
Yes, do own	84	66	75	70	73
Don't know					

Q92A. How often do you use: Mobile phone?

	Urban	Rural	Male	Female	Total
Never	10	24	17	21	19
Less than once a month		1		1	
A few times a month	1	5	5	2	3
A few times a week	6	11	8	10	9
Everyday	82	58	71	65	68
Don't know		1		1	

Q92B. How often do you use: The Internet?

	Urban	Rural	Male	Female	Total
Never	63	84	71	80	76
Less than once a month	2	1	2	1	1
A few times a month	5	3	4	4	4
A few times a week	9	6	9	5	7
Everyday	19	3	11	8	9
Don't know	2	3	2	2	2

Q93A. Please tell me whether each of the following are available inside your house, inside your compound, or outside your compound: Your main source of water for household use?

	Urban	Rural	Male	Female	Total
Inside the house	21	3	10	10	10
Inside the compound	45	37	39	41	40
Outside the compound	34	60	51	49	50
Don't know					

Q93B. Please tell me whether each of the following are available inside your house, inside your compound, or outside your compound: A toilet or latrine?

	Urban	Rural	Male	Female	Total
No latrine	1	3	2	3	2
Inside the house	21	4	11	11	11
Inside the compound	61	73	70	67	68
Outside the compound	16	20	17	19	18
Don't know					

Q94. Do you have an electric connection to your home from the mains? [If yes] How often is the electricity actually available?

	Urban	Rural	Male	Female	Total
No mains electric supply or connection to the home	24	74	56	53	55
Never	5	11	8	9	8
Occasionally	13	2	6	6	6
About half of the time	6	3	5	4	4
Most of the time	36	6	15	20	17
All of the time	16	4	9	8	8
Don't know					

Q95. Do you have a job that pays a cash income? [If yes] Is it full-time or part-time? [If no] Are you presently looking for a job?

	Urban	Rural	Male	Female	Total
No (not looking)	33	47	36	47	42
No (looking)	32	26	30	27	28
Yes, part time	13	10	13	10	11
Yes, full time	21	17	21	16	18
Don't know	1		1	1	1

Q96A. What is your main occupation? (If unemployed, retired, or disabled) What was your last main occupation?

	Urban	Rural	Male	Female	Total
Never had a job	15	16	13	18	16
Student	18	6	12	10	11
Housewife / homemaker	11	11	1	20	11
Agriculture / farming / fishing / forestry	5	37	29	20	24
Trader / hawker / vendor	10	2	5	5	5
Retail / Shop	4	2	2	3	3
Unskilled manual worker	12	11	13	9	11
Artisan or skilled manual worker	5	3	6	1	4
Clerical or secretarial	2			2	1
Supervisor / Foreman / Senior Manager	2		1	1	1
Security services	2	1	2		1
Mid-level professional	5	8	7	7	7
Upper-level professional	2		2	1	1
Other	6	2	5	3	4
Don't know					

Q96B. Do you work for yourself, for someone else in the private sector or the non-governmental sector, or for government?

	Urban	Rural	Male	Female	Total
Works for self	30	55	46	45	46
Private sector	18	10	16	10	13
Non Governmental Organizations/ civil society sector	2	1	2	1	1
Government	9	8	10	8	9
Not applicable	39	25	26	35	30
Don't know	1			1	

Q97. What is your highest level of education?

	Urban	Rural	Male	Female	Total
--	-------	-------	------	--------	-------

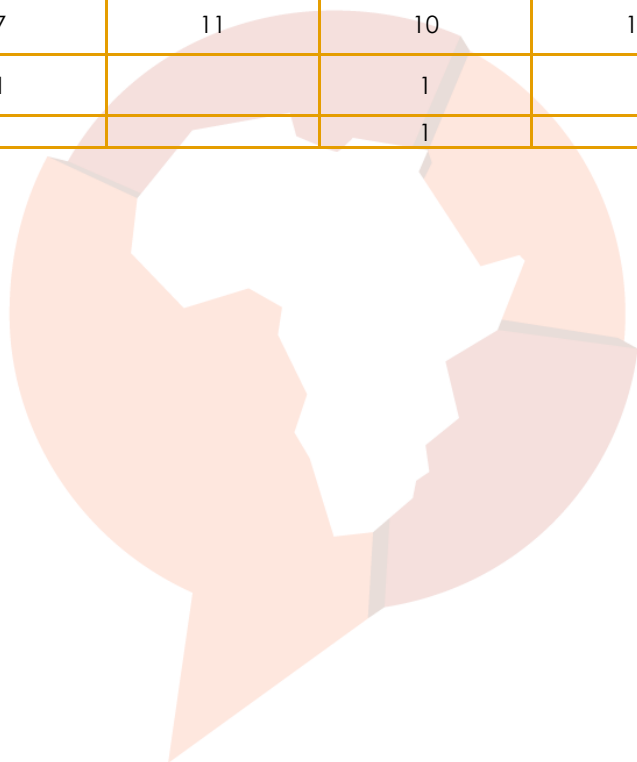
No formal schooling	4	11	6	10	8
Informal schooling only		1	1		1
Some primary schooling	10	22	15	19	17
Primary school completed	15	19	17	18	17
Some secondary school / high school	28	26	28	26	27
Secondary school / high school completed	22	13	18	15	17
Post-secondary qualifications, other than university	15	8	11	10	10
Some university	3	1	2	1	1
University completed	2	1	2	1	1
Postgraduate					

Q98A. What is your religion, if any?

	Urban	Rural	Male	Female	Total
None	2		1		1
Christian only	21	12	15	16	15
Roman Catholic	20	21	23	19	21
Anglican	2	1	2	2	2
Lutheran					
Methodist	2	1	1	2	1
Presbyterian	2		1	1	1
Baptist	3	2	2	3	2
Quaker / Friends					
Evangelical	3	3	2	3	3
Pentecostal	12	6	7	10	9
Independent	1	5	3	4	4
Jehovah's Witness	4	4	5	4	4
Seventh Day Adventist	12	18	16	15	15
Muslim only					
Dutch Reformed	2	2	2	2	2
Church of Christ	1	1	1	1	1
Zionist Christian Church					
United Church of Zambia	5	6	5	6	5
New Apostolic	2	7	6	4	5
Christian Missions in Many Lands	1	1	1	2	1
Other	4	7	6	6	6
Refused					
Don't know					

Q98B. People practice their religion in different ways. Aside from weddings and funerals, how often do you personally engage in religious practices like prayer, reading a religious book, or attending a religious service or a meeting of a religious group?

	Urban	Rural	Male	Female	Total
Never	2	2	3	2	2
A few times a year	4	3	5	2	3
About once a month	6	6	7	6	6
About once a week	34	37	38	34	36
A few times a week	34	32	28	38	33
About once a day	11	7	8	9	9
More than once a day	7	11	10	10	10
Respondent has no religion	1		1		
Don't know			1		



Q99. If presidential election were held tomorrow, which party's candidate would you vote for?

	Urban	Rural	Male	Female	Total
Alliance for Democracy and Development (ADD)		1	1	1	1
Forum for Democracy & Development (FDD)	1	1	1	1	1
Heritage Party (HP)					
Movement for Multiparty Democracy (MMD)	7	12	9	10	10
National Restoration Party (NAREP)	4		1	2	2
Patriotic Front (PF)	36	32	37	31	34
United National Independence Party (UNIP)	1	1		1	1
United Party for National Development (UPND)	16	23	22	18	20
Other		1		1	1
Would not vote	10	4	7	7	7
Refused to answer	14	15	13	16	15
Don't know	10	10	9	11	10

Q100. Just one more question: Who do you think sent us to do this interview?

	Urban	Rural	Male	Female	Total
No one	2	1	1	2	1
Afrobarometer	23	12	18	15	17
Research Company	7	4	6	4	5
Non-government or religious organization	9	12	11	10	11
University / School / College	1		1		
Private company	2	1	2	1	1
Media	1				
Political party or politician	4	2	3	3	3
Government	36	51	42	47	45
International organization or another country	1				
God					
Other	2	2	2	1	2
Refused to answer		1	1		1
Don't know	12	15	13	14	14