
Afrobarometer Round 6

New data from
across Africa



Accra, Ghana
24 October 2016

EMBARGOED UNTIL 8 a.m. UTC MONDAY, 24 OCTOBER

News release

World Development Information Day: China's growing presence in Africa wins positive popular reviews (Afrobarometer findings)

In the eyes of Africans, China rivals the United States in influence and popularity as a development model, according to a new Afrobarometer report released on World Development Information Day.

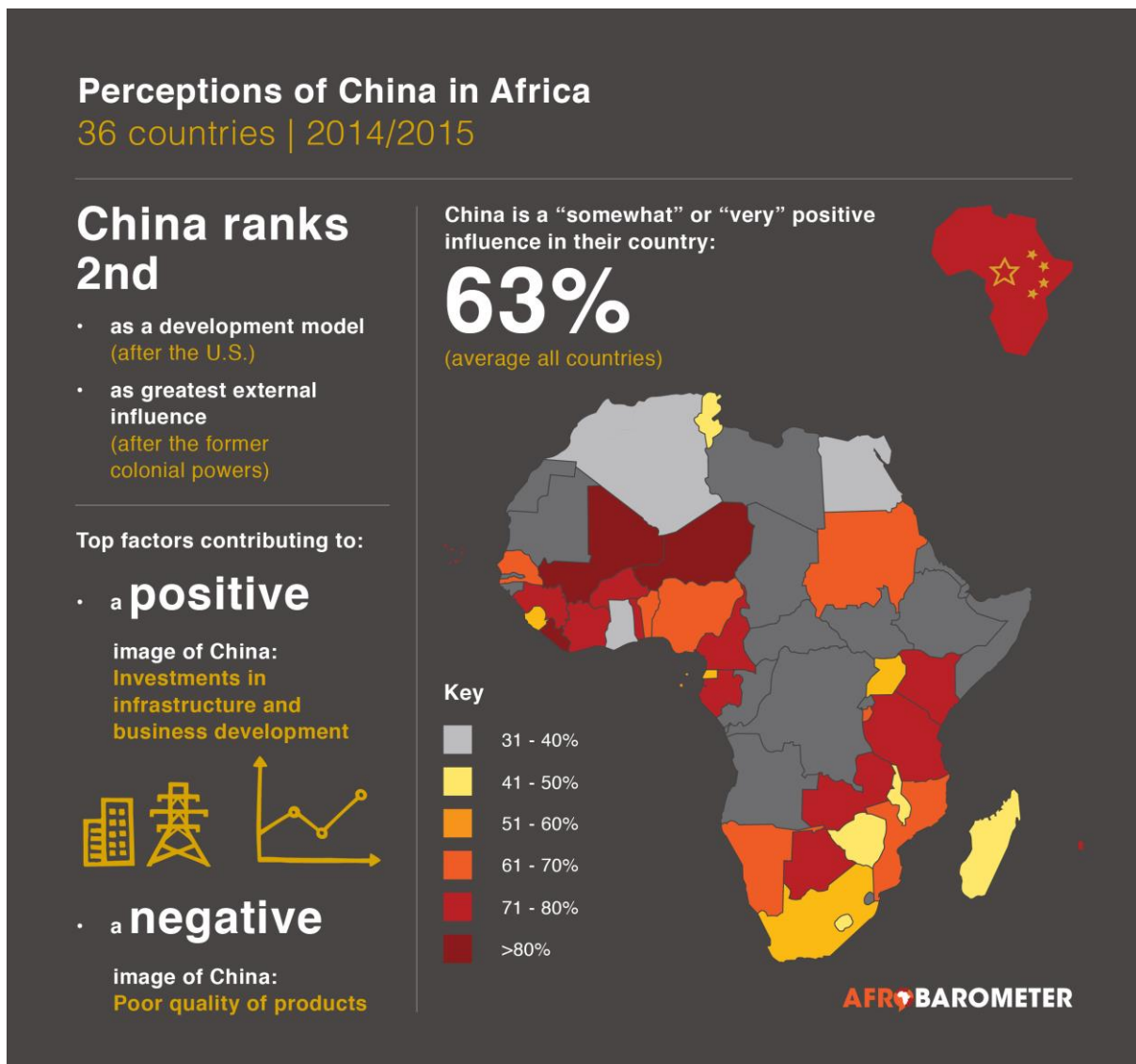
Despite criticism in the media of China's interests and operations in Africa, most everyday Africans view China's economic and political activities on the continent as a welcome contribution to their national development. China's investments in infrastructure and business development, along with its low-cost products, contribute to positive public perceptions of China.

The report, based on almost 54,000 interviews in 36 African countries, is being released on 24 October 2016 (World Development Information Day) and is available at www.afrobarometer.org.

Key findings

- On average across 36 African countries, China is the second-most-popular model for national development (cited by 24% of respondents), trailing only the United States of America (30%). About one in 10 respondents prefer their former colonial power (13%) or South Africa (11%) as a model (Figure 1).
- Countries and regions vary widely in their admiration for various development models. In Southern and North Africa, China matches the United States in popularity, and in Central Africa, China takes the lead (35% vs. 27%). In five Southern African countries (Lesotho, Swaziland, Namibia, Malawi, and Zimbabwe), South Africa is the most highly regarded development model (Figure 2).
- A plurality of Africans see their former colonial power as wielding the greatest external influence in their country (28%), followed by China (23%) and the United States (22%). China's influence is perceived to be highest in Zimbabwe (55%), Mozambique (52%), Sudan (47%), Zambia (47%), South Africa (40%), and Tanzania (40%).
- Almost two-thirds (63%) of Africans say China's influence is "somewhat" or "very" positive, while only 15% see it as somewhat/very negative. Favourable views are most common in Mali (92%), Niger (84%), and Liberia (81%) (Figure 3).
- A majority (56%) of Africans also see China's development assistance as doing a "somewhat" or "very" good job of meeting their country's needs (Figure 4).

- The most important factors contributing to a positive image of China in Africa are its infrastructure/development and business investments and the cost of its products (Figure 5), while the quality of its products gives its image a black eye. Political and social considerations rank low among factors affecting China's image on the continent.

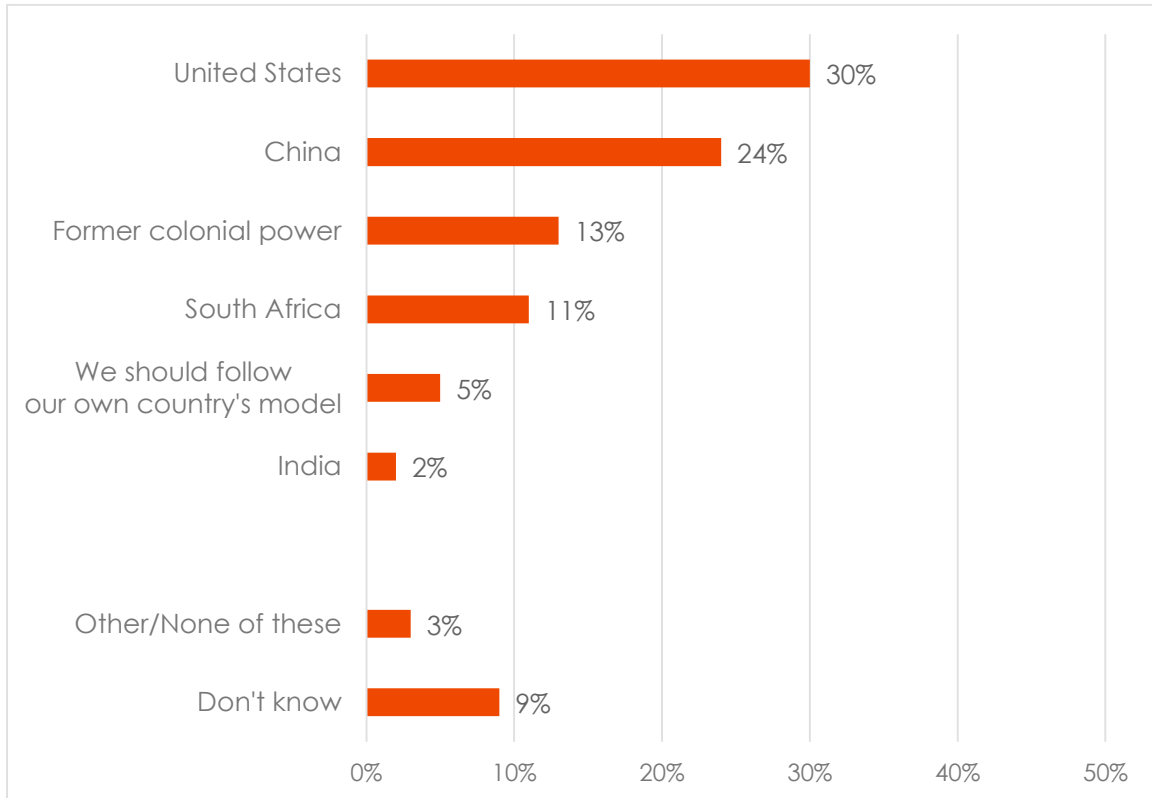


Afrobarometer

Afrobarometer is a pan-African, non-partisan research network that conducts public attitude surveys on democracy, governance, economic conditions, and related issues across more than 30 countries in Africa. Five rounds of surveys were conducted between 1999 and 2013, and findings from Round 6 surveys (2014/2015) are currently being released. Afrobarometer conducts face-to-face interviews in the language of the respondent's choice with nationally representative samples that yield country-level results with margins of error of +/-2% (for samples of 2,400) or +/-3% (for samples of 1,200) at a 95% confidence level. Interested readers should visit www.afrobarometer.org for previous and upcoming releases.

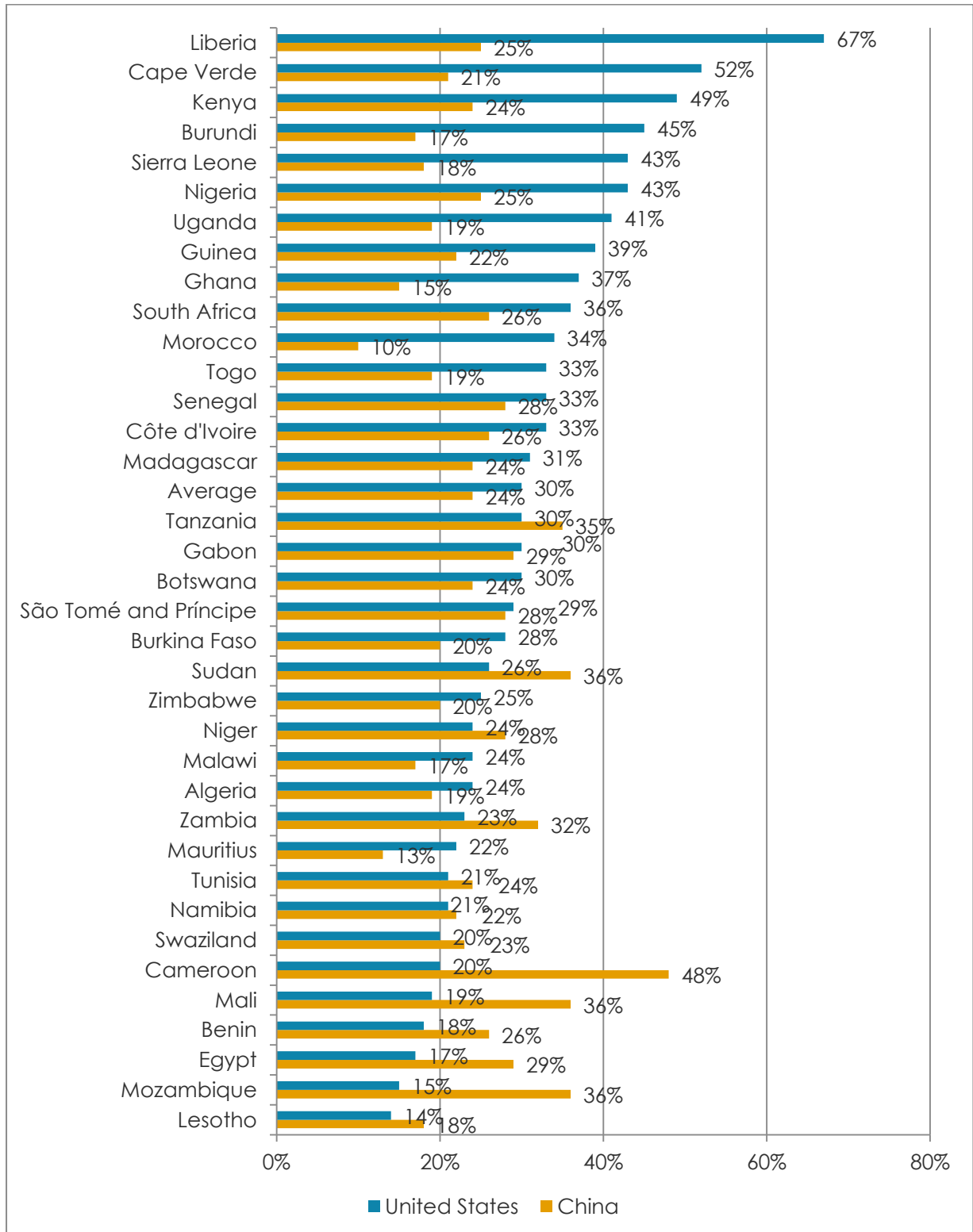
Figures

Figure 1: Best model for national development | 36 countries | 2014/2015



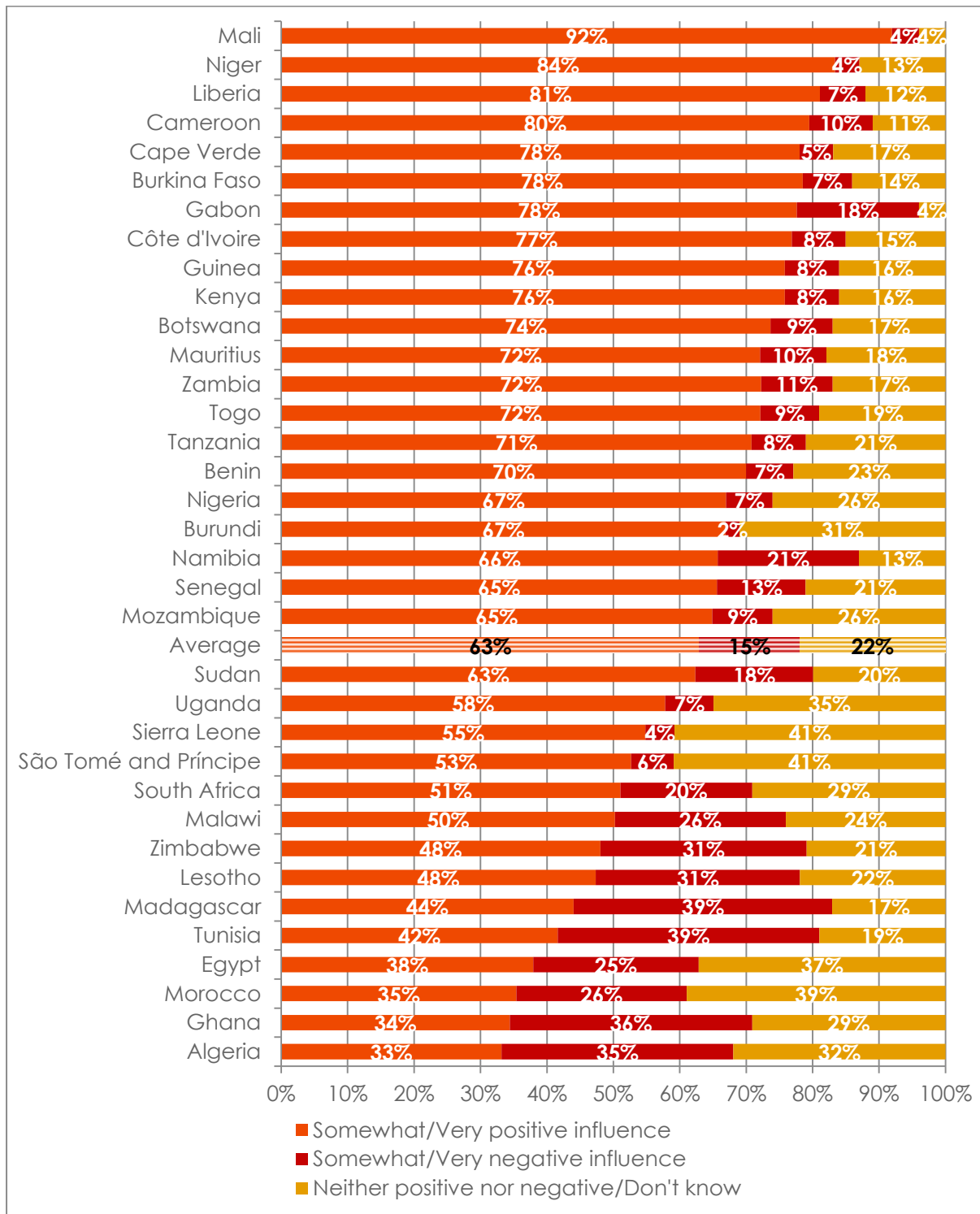
Respondents were asked: *In your opinion, which of the following countries, if any, would be the best model for the future development of our country: United States? China? [Former colonial power]? India? South Africa? Another country?*

Figure 2: United States and China as best models for development | 36 countries
 | 2014/2015



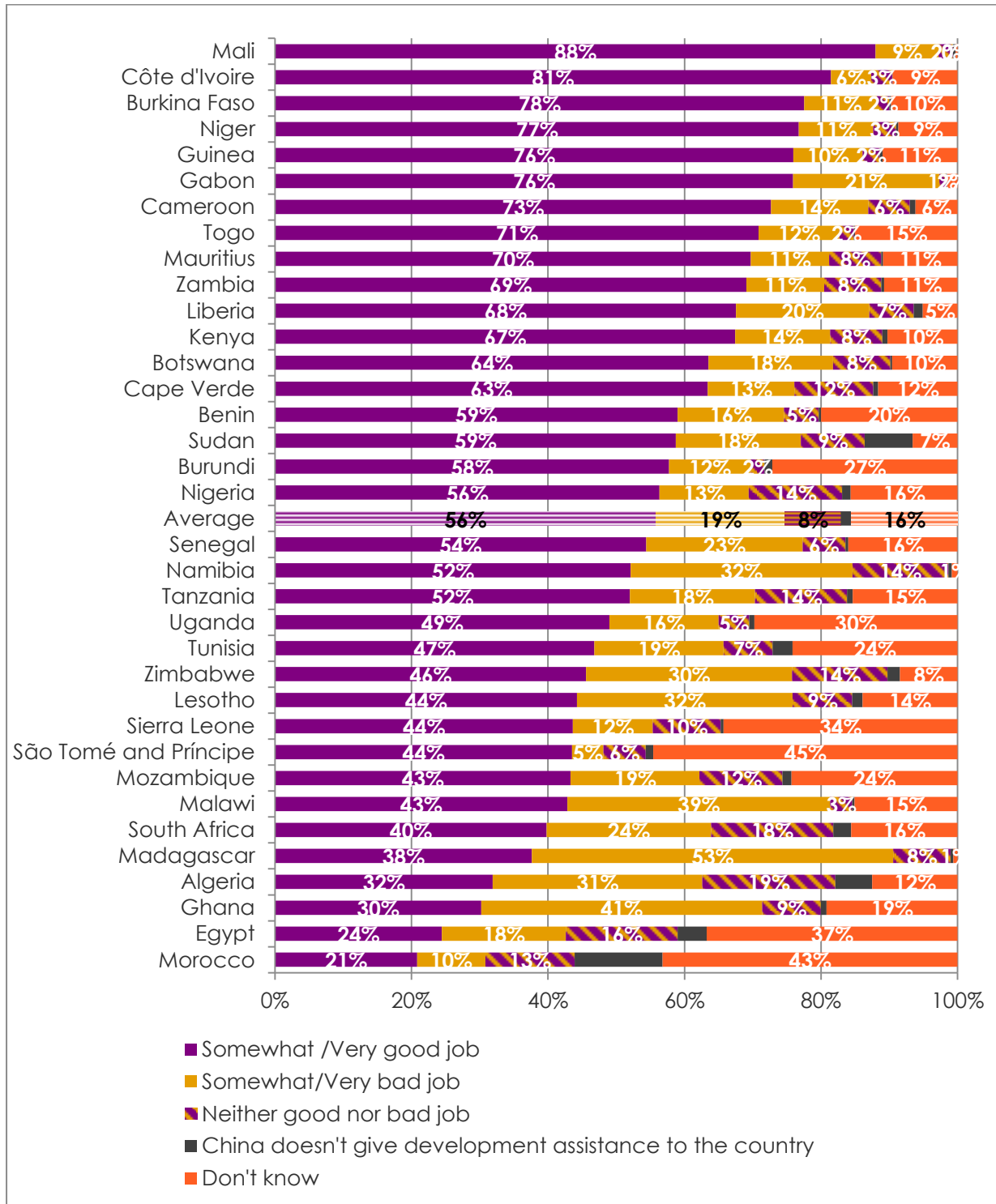
Respondents were asked: *In your opinion, which of the following countries, if any, would be the best model for the future development of our country: United States? China?*

Figure 3: Is China's economic and political influence positive or negative?
 35 countries | 2014/2015



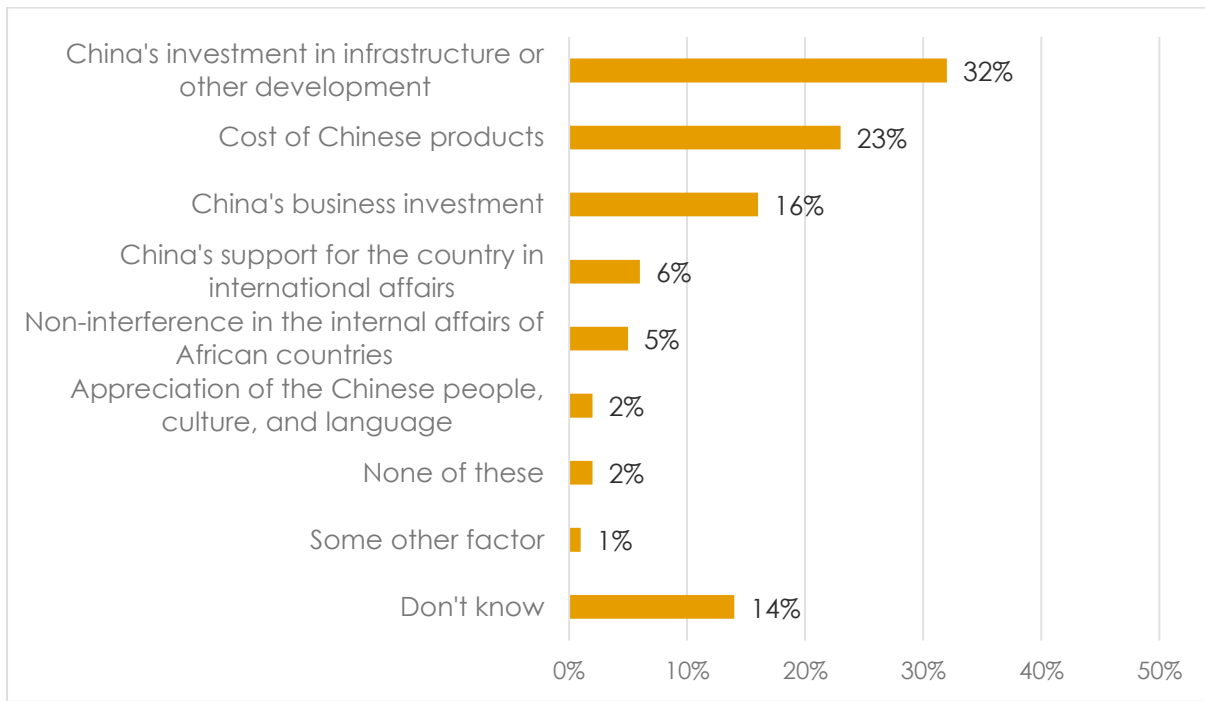
Respondents were asked: In general, do you think that China's economic and political influence in your country is mostly positive, or mostly negative, or haven't you heard enough to say?

Figure 4: How helpful is China's economic development assistance? | 35 countries
 | 2014/2015



Respondents were asked: *In your opinion, does China's economic development assistance to your country do a good job or a bad job of meeting the country's needs, or haven't you heard enough to say?*

Figure 5: Factors contributing most to a positive image of China | 35 countries
 | 2014/2015



Respondents were asked: Which of the following factors contributes most to positive images of China in [your country], or haven't you heard enough to say?

For more information, please contact:

Brian Howard
 Afrobarometer
 Telephone: 001-713-624-0373
 Email: bhoward@afrobarometer.org

Visit us online at www.afrobarometer.org.

Follow us on Facebook and Twitter @Afrobarometer.

Follow our global release updates on #VoicesAfrica on Twitter and Facebook.

To further explore this data, please visit Afrobarometer's free online data analysis facility at www.afrobarometer.org/online-data-analysis.
