

Accra, Ghana  
3 August 2017

## News release

---

### All eyes on Kenya: Will the election continue the country's democratic recovery? (Afrobarometer)

If Kenyans – and their friends around the world – are holding their breath for Tuesday's election, it's not just to find out who will win, but also to see whether the country's democracy manages to continue its decade-long recovery.

Based on Afrobarometer Round 7 data, Kenyans surveyed last October were approaching this election campaign with increasingly positive feelings about their democracy and elections, recovering slowly but surely from the disastrous aftermath of the 2007 campaign.

A successful election on Tuesday could help continue that upward trend – if widespread fears of intimidation or violence prove unfounded.

#### Key findings

- Almost two-thirds (63%) of Kenyans said they considered their country “a full democracy” or “a democracy with minor problems,” an improvement of 20 percentage points from responses in 2008 and 2011 (Figure 1).
- A majority (56%) said they were “fairly satisfied” or “very satisfied” with the way democracy was working in Kenya, up from 42% in 2008 (Figure 2).
- More than six in 10 (62%) considered the most recent national election (in 2013) completely or mostly free and fair – three times the proportion who held this view in 2008 (20%) (Figure 3).
- Still, a majority (56%) said they feared election-related intimidation or violence “somewhat” or “a lot” – a modest improvement from 2008 that may have been undermined by recent events (Figure 4).

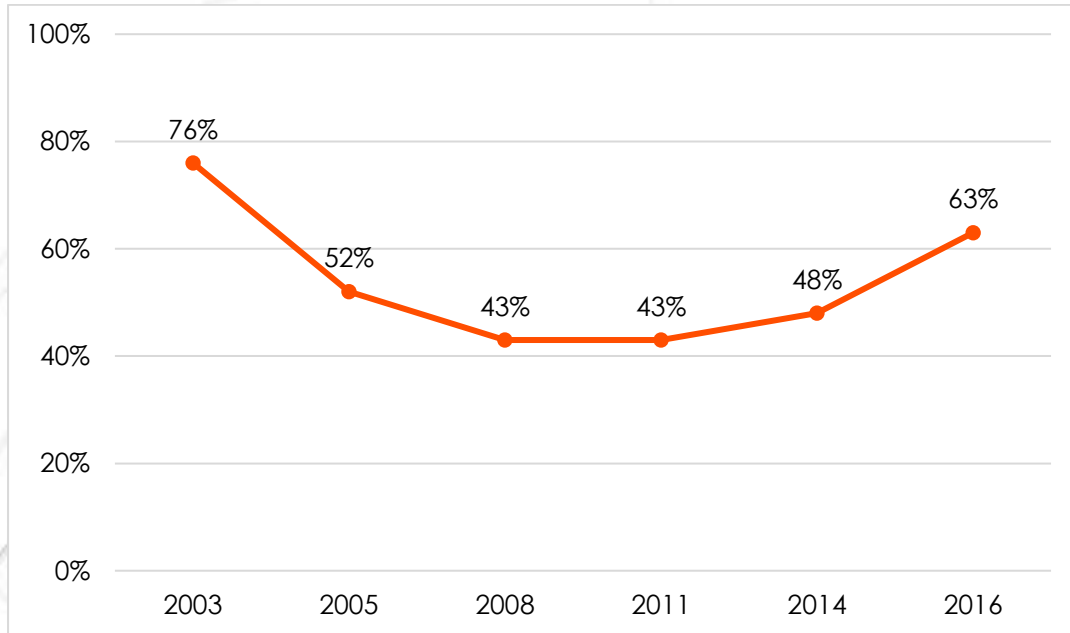
#### Afrobarometer

Afrobarometer is a pan-African, non-partisan research network that conducts public attitude surveys on democracy, governance, economic conditions, and related issues across more than 30 countries in Africa. Six rounds of surveys were implemented between 1999 and 2015. Round 7 surveys (2017/2018) are currently underway; results are released as fieldwork is completed. Afrobarometer conducts face-to-face interviews in the language of the respondent's choice with nationally representative samples of adult citizens.

The Afrobarometer team in Kenya, led by the Institute for Development Studies at the University of Nairobi, interviewed 1,599 adult Kenyans in September-October 2016. A sample of this size yields country-level results with a margin of error of +/-3% at a 95% confidence level. Previous surveys were conducted in Kenya in 2003, 2005, 2008, 2011, and 2014.

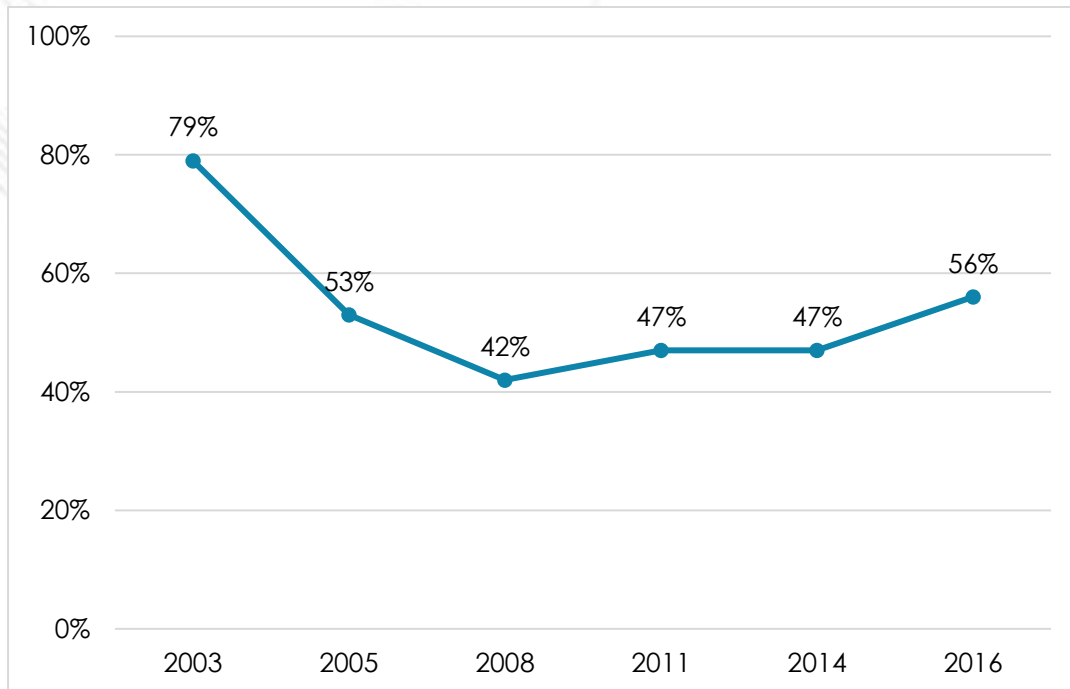
**Charts**

**Figure 1: How much of a democracy is Kenya? | 2003-2016**



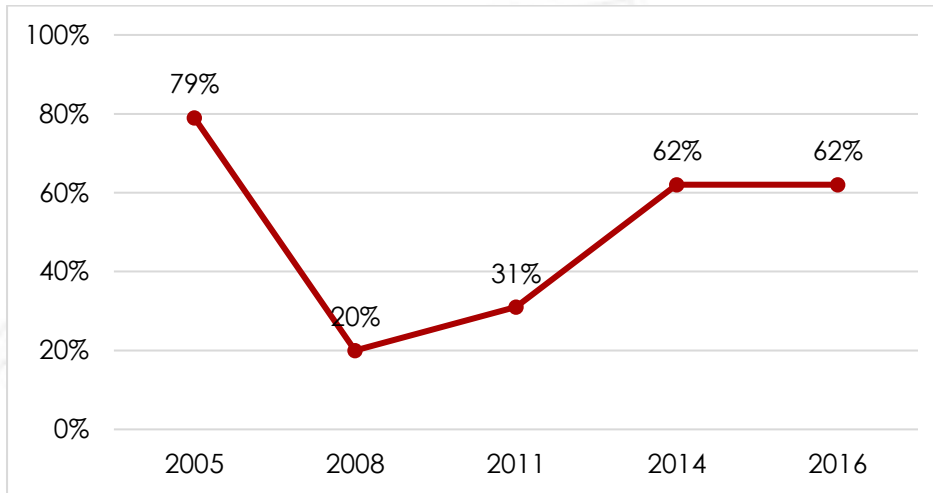
**Respondents were asked:** In your opinion, how much of a democracy is Kenya today? (% "a full democracy" or "a democracy with minor problems")

**Figure 2: Satisfaction with democracy | Kenya | 2003-2016**



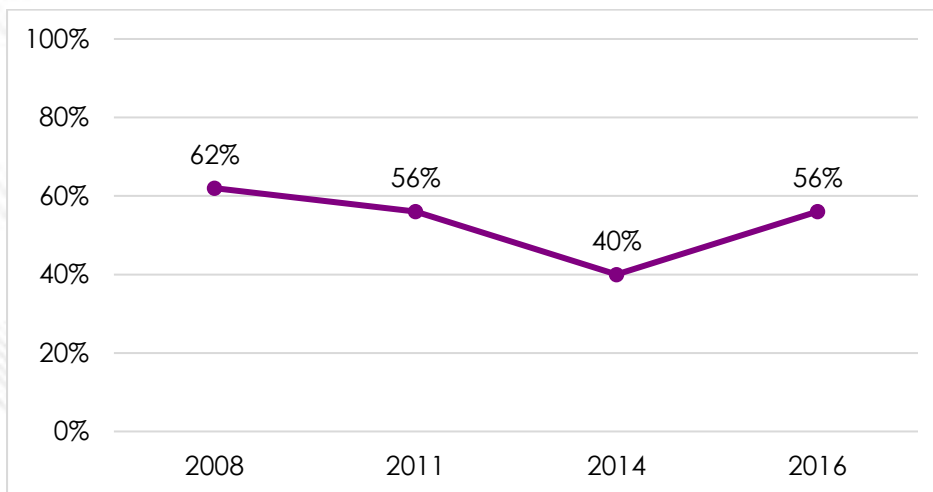
**Respondents were asked:** Overall, how satisfied are you with the way democracy works in Kenya? (% "fairly" or "very" satisfied)

**Figure 3: How free and fair are elections?** | Kenya | 2005-2016



**Respondents were asked:** On the whole, how would you rate the freeness and fairness of the last national election, held in 2013? (% "somewhat free" or "completely free")

**Figure 4: Fear of election-related intimidation and violence** | Kenya | 2008-2016



**Respondents were asked:** During election campaigns in this country, how much do you personally fear becoming a victim of political intimidation or violence?

**For more information, please contact:**

Brian Howard  
 Afrobarometer  
 Telephone: 001-713-624-0373  
 Email: [bhoward@afrobarometer.org](mailto:bhoward@afrobarometer.org)

Visit us online at: [www.afrobarometer.org](http://www.afrobarometer.org)  
 Follow our releases on #VoicesAfrica.

