WWW.AFROBAROMETER.ORG

AFRO BAROMETER
LET THE PEOPLE HAVE A SAY

Zambians oppose physical violence against women and children

Findings from the Afrobarometer Round 6 survey in Zambia

Lusaka, Zambia
26 May 2015

Correction

AFRO BAROMETER
LET THE PEOPLE HAVE A SAY

Due to a coding error, an earlier version of this document misstated the views of Zambian citizens on whether a husband should have the right to physically discipline his wife and whether parents and teachers should have the right to physically punish children. Instead of approving of physical punishment, in fact almost nine of 10 Zambians disapprove of physical punishment of wives by their husbands, while 60% disapprove of physical punishment of children by their parents, and 71% disapprove of physical punishment of pupils by their teachers.

Afrobarometer regrets the error.

At a glance

- **Disapproval of physical punishment of wives**: Nearly nine out of 10 Zambian women and men say husbands should not have the right to physically punish their wives.
- **Disapproval of physical punishment of children by their parents**: Six out of 10 (60%) of Zambians say parents should not have the right to physically punish their children.
- **Disapproval of physical punishment of pupils by their teachers**: Seven out of 10 Zambians (71%) say teachers should not have the right to physically discipline their pupils.

What is Afrobarometer?

AFRO BAROMETER
LET THE PEOPLE HAVE A SAY

- An African-led, non-partisan survey research project that measures citizen attitudes on democracy and governance, the economy, civil society, and other topics.
- Started in 12 countries in 1999, expanded to 35 African countries in Round 5 (2011-2013).
- **Goal:** To give the public a voice in policymaking by providing high-quality public opinion data to policymakers, policy advocates, civil society organizations, academics, news media, donors and investors, and ordinary Africans.
- National partners in each country conduct the survey. In Zambia, Afrobarometer Round 6 survey was conducted by RuralNet Associates Ltd.

RuralNet Associates Ltd
Development Consultants

WWW.AFROBAROMETER.ORG

Where Afrobarometer works

AFRO BAROMETER
LET THE PEOPLE HAVE A SAY

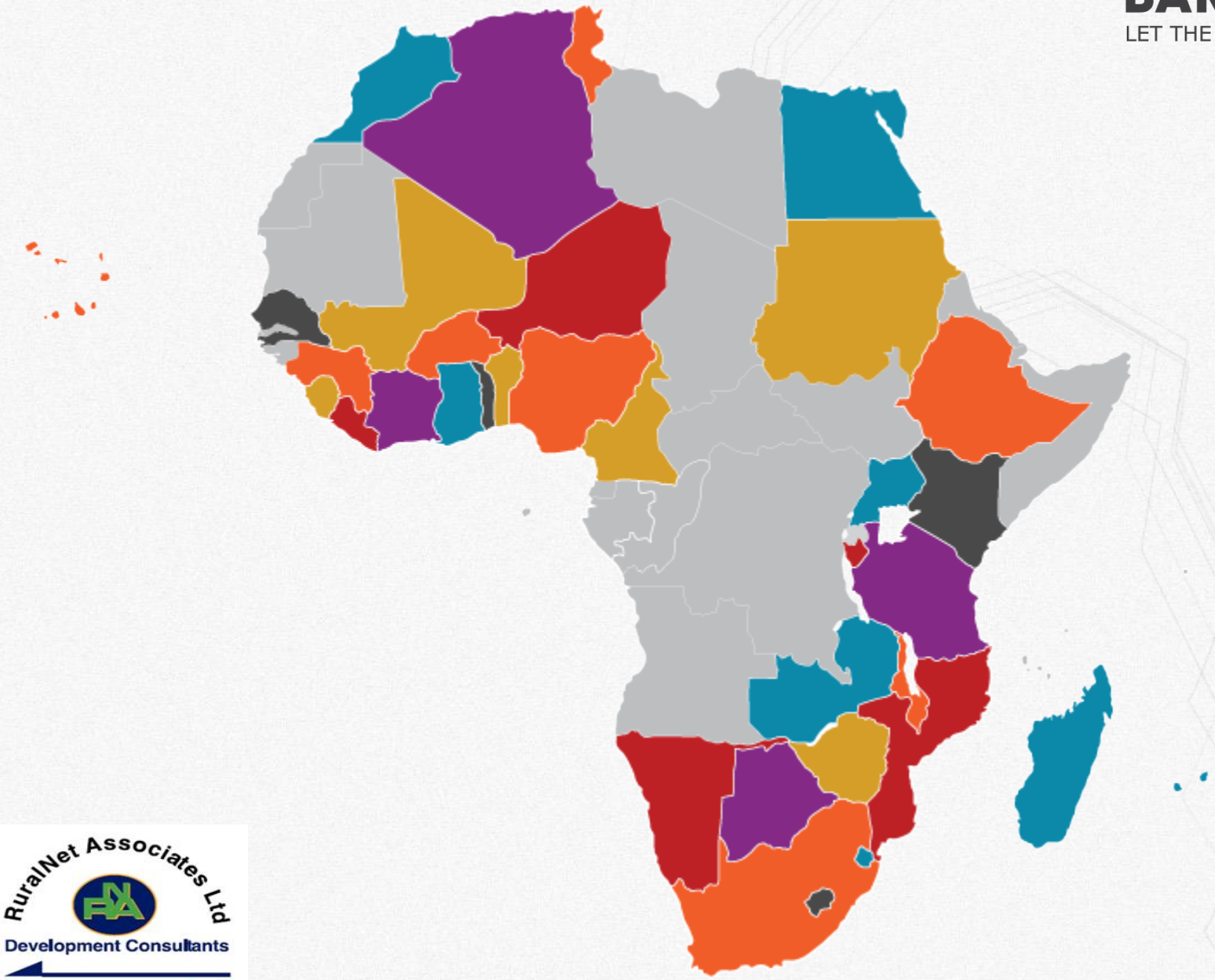

RuralNet Associates Ltd
Development Consultants

Methodology

AFRO BAROMETER
LET THE PEOPLE HAVE A SAY

- Nationally representative sample of adult citizens
  - All respondents are *randomly* selected.
  - Sample is distributed across provinces and urban/rural areas in proportion to their share in the national population.
  - Every adult citizen has an *equal* chance of being selected.
- Face-to-face interviews In the language of the respondent's choice.
- Standard questionnaire allows comparisons across countries and over time.
- Sample size in Zambia of 1,200 adult citizens yields a margin of error of +/-3% at a 95% confidence level.
- Fieldwork for Round 6 in Zambia was conducted between 1 and 31 October 2014.

RuralNet Associates Ltd
Development Consultants

WWW.AFROBAROMETER.ORG

Enumerator map

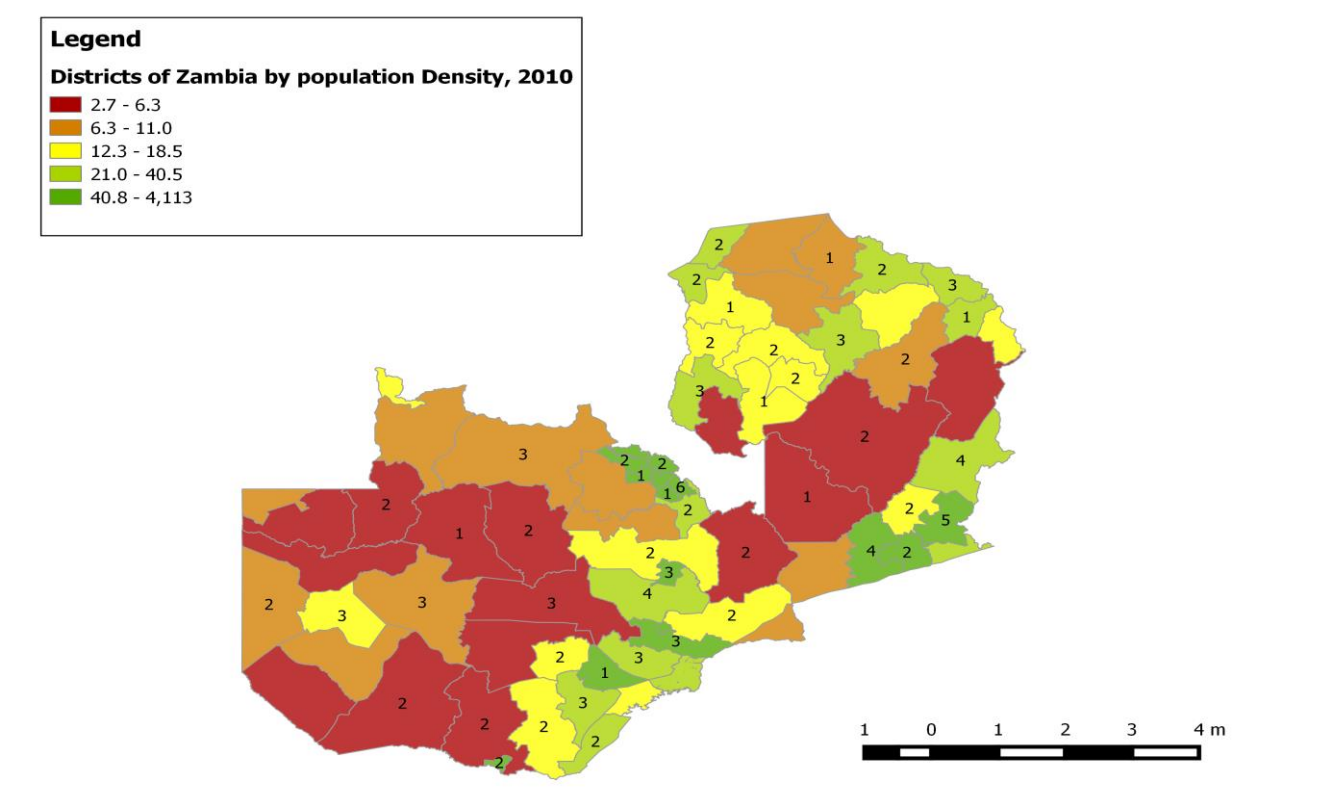

Note: The numbers in the map refer to the number of enumeration areas (EAs) selected in each district.

Survey demographics

Gender	%
Male	50
Female	50
Location	
Urban	40
Rural	60
Education	
No formal education	8
Primary	34
Secondary	44
Post-secondary	13

Age	%
Lusaka	17
Central	10
Copperbelt	15
Eastern	12
Luapula	8
Northern	8
North-Western	6
Southern	12
Western	7
Muchinga	5

WWW.AFROBAROMETER.ORG

AFRO BAROMETER
LET THE PEOPLE HAVE A SAY

Results

RuralNet Associates Ltd
Development Consultants

WWW.AFROBAROMETER.ORG

AFRO BAROMETER
LET THE PEOPLE HAVE A SAY

Disapproval of physical punishment of wives

RuralNet Associates Ltd
Development Consultants

Key findings

- Nearly nine out of 10 Zambian women (89%) and men (85%) say husbands should not have the right to physically discipline their wives.
- Urban and rural residents are equally likely to reject such violence.
- Respondents at all levels of educational attainment are about equally strong in their rejection of physical punishment of wives.
- Disapproval of physical punishment increases along with respondents' level of religiosity (as measured by the frequency of their participation in religious activities).

Disapproval of physical punishment of wives | by respondents' location and gender

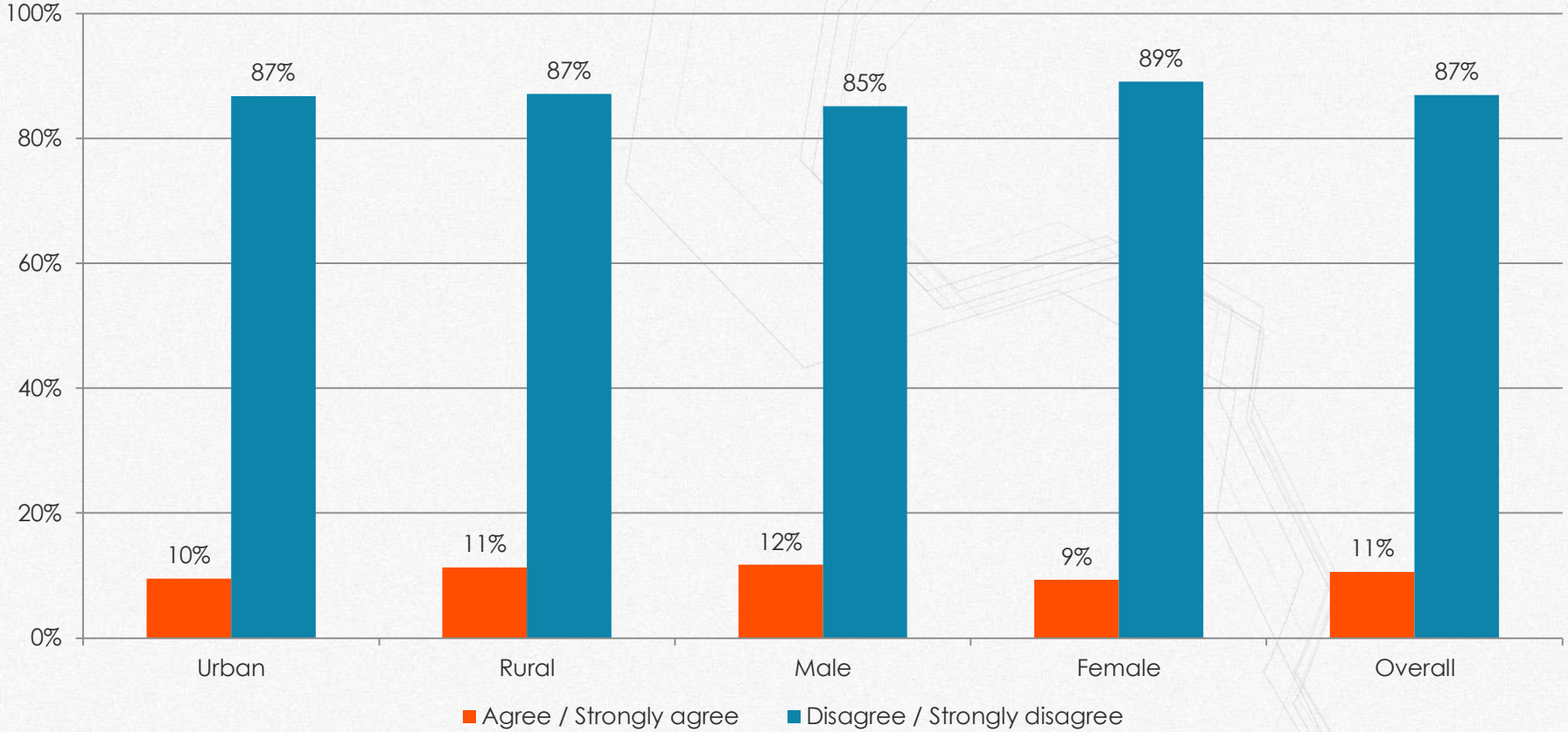

Respondents were asked: *For each of the following statements, please tell me whether you agree or disagree: Husbands should have the right to use physical punishment on their wives as a way of disciplining them?*

Disapproval of physical punishment of wives | by respondents' education level

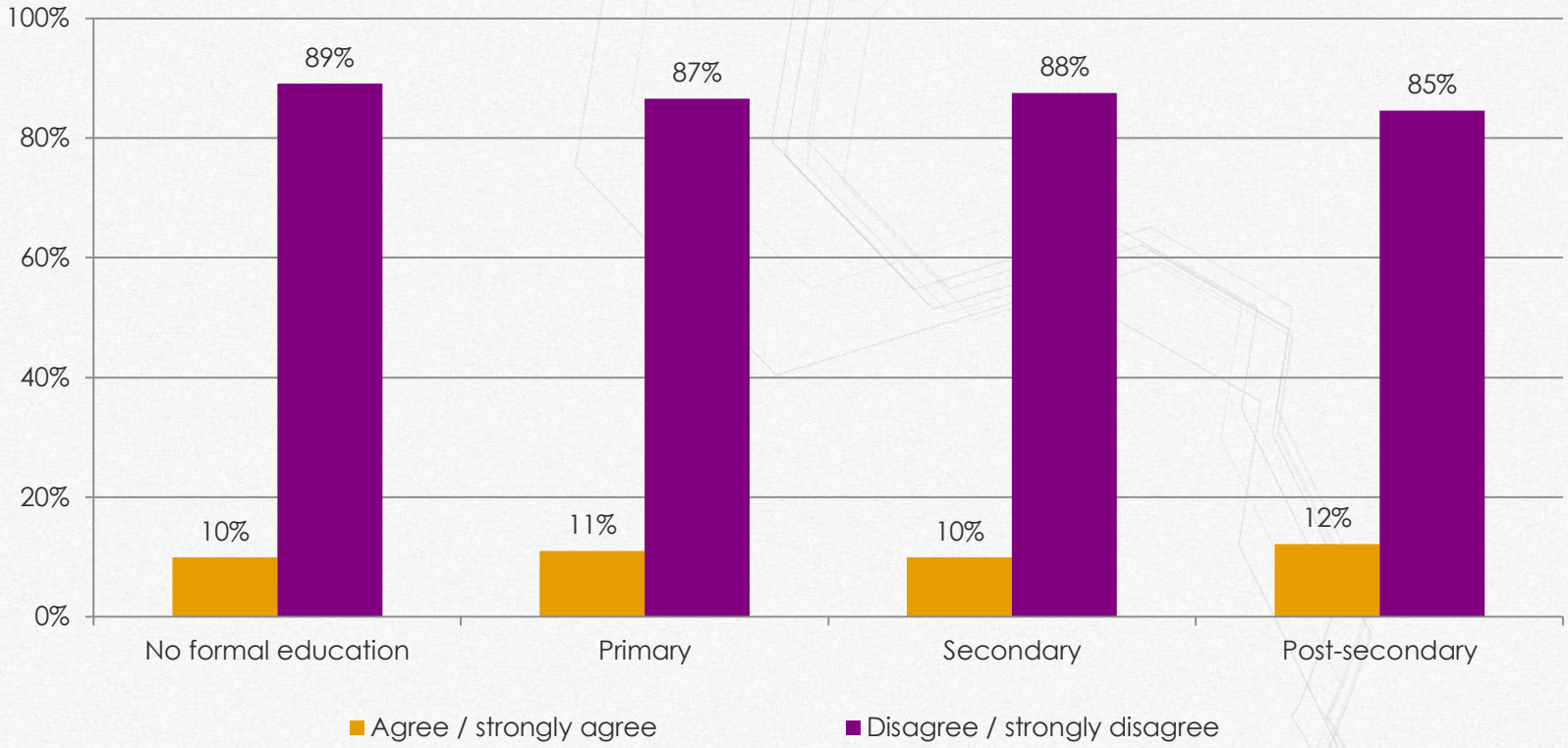

Respondents were asked: *For each of the following statements, please tell me whether you agree or disagree: Husbands should have the right to use physical punishment on their wives as a way of disciplining them?*

Disapproval of physical punishment of wives | by respondents' religious practice

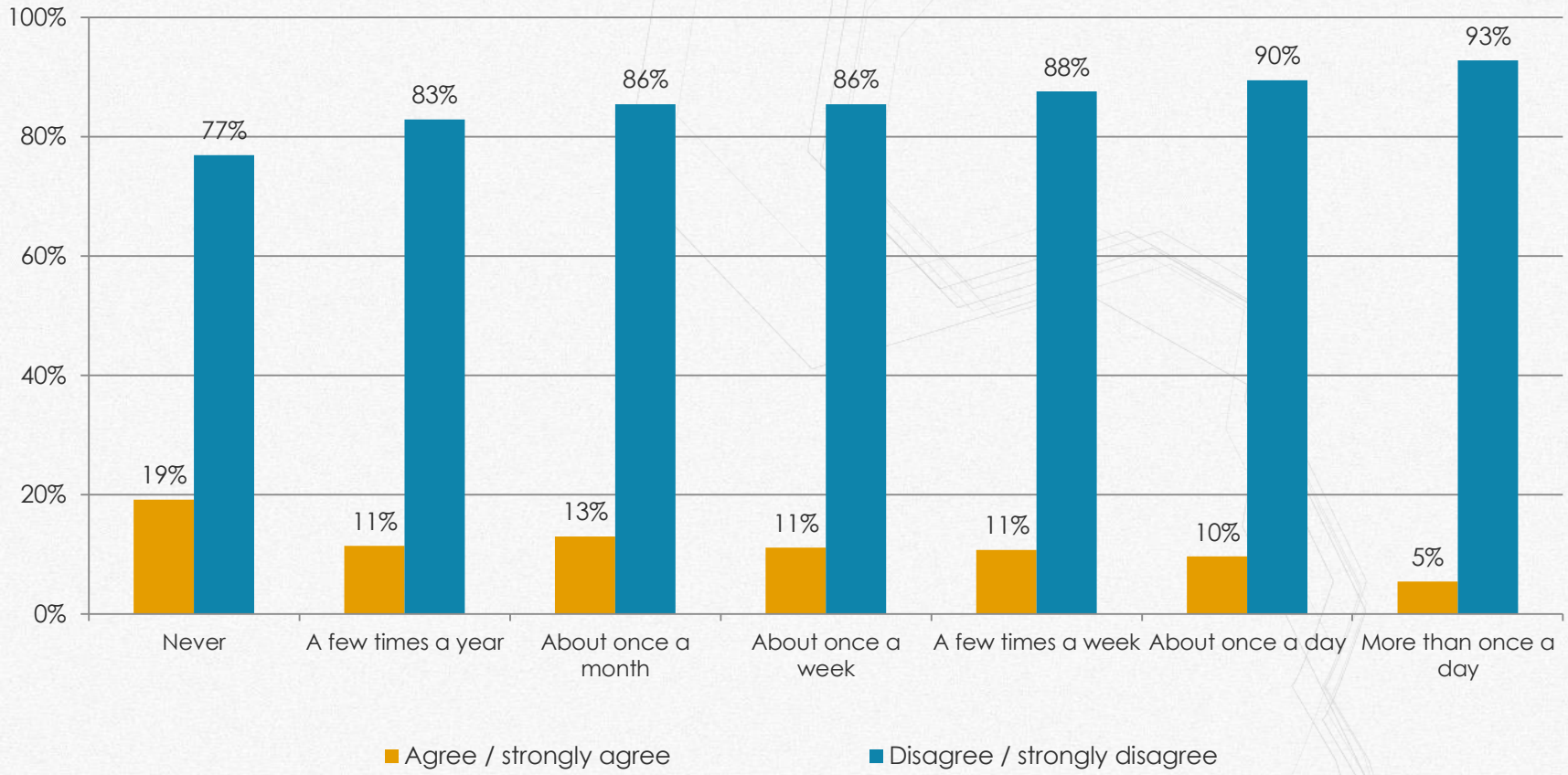

Respondents were asked: *For each of the following statements, please tell me whether you agree or disagree: Husbands should have the right to use physical punishment on their wives as a way of disciplining them?*

WWW.AFROBAROMETER.ORG

AFRO BAROMETER
LET THE PEOPLE HAVE A SAY

Disapproval of parental physical punishment of children

RuralNet Associates Ltd
Development Consultants

Key findings

- Six of 10 Zambians (60%) disapprove of physical punishment of children by their parents.

- Rural residents are somewhat more likely to approve of corporal punishment of children than their urban counterparts.

Disapproval of physical punishment of children by parents | by location and gender

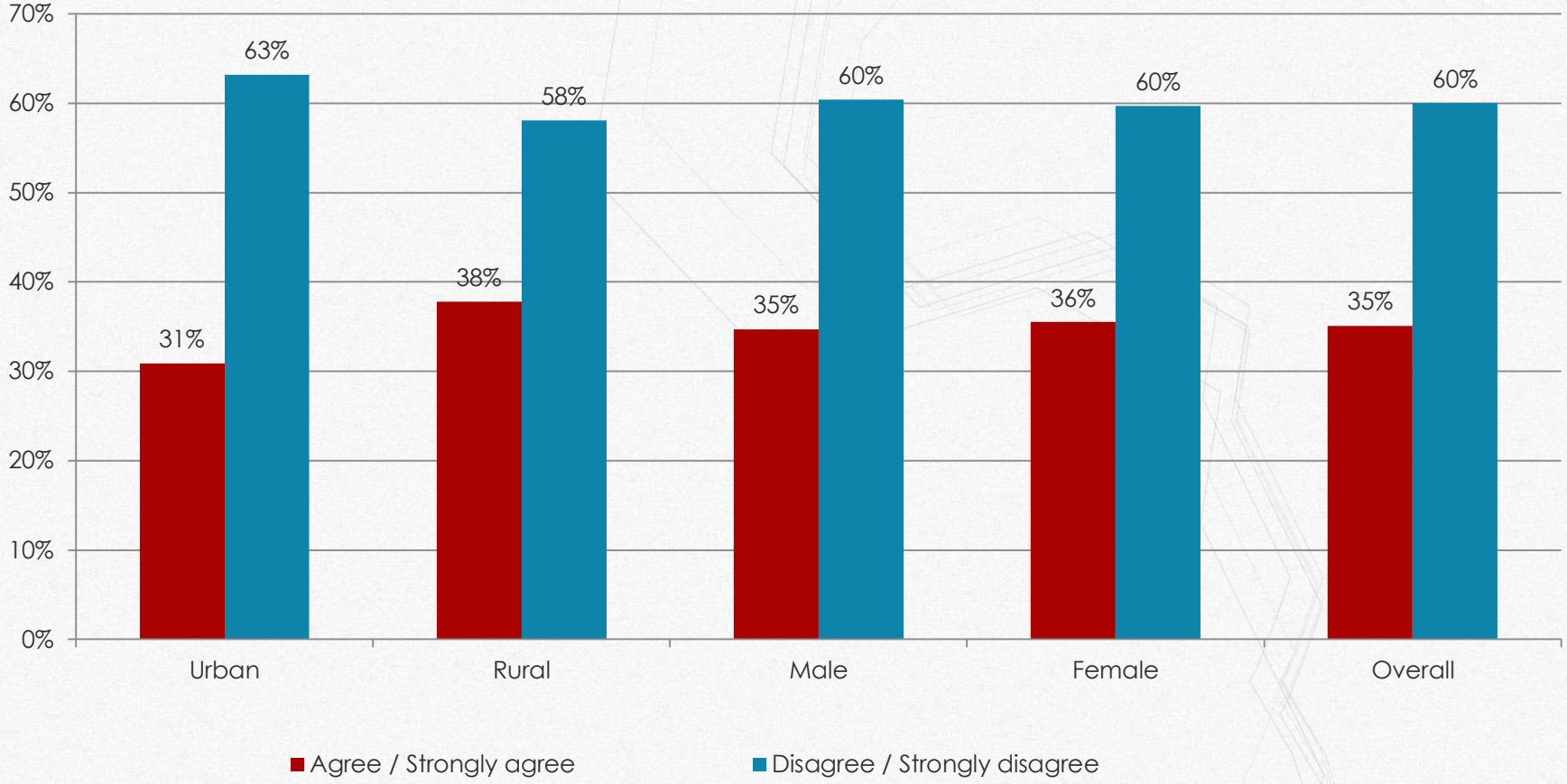

Respondents were asked: *For each of the following statements, please tell me whether you agree or disagree: Parents should have the right to use physical punishment on their children as a way of disciplining them?*

WWW.AFROBAROMETER.ORG

WWW.AFROBAROMETER.ORG

AFRO BAROMETER
LET THE PEOPLE HAVE A SAY

Disapproval of physical punishment of pupils by teachers

RuralNet Associates Ltd
Development Consultants

Key findings

- Seven of 10 Zambians (71%) disapprove of physical punishment of pupils by teachers.

- Rural residents are somewhat more likely to approve of corporal punishment of pupils than their urban counterparts.

Disapproval of physical punishment of pupils by teachers | by location and gender

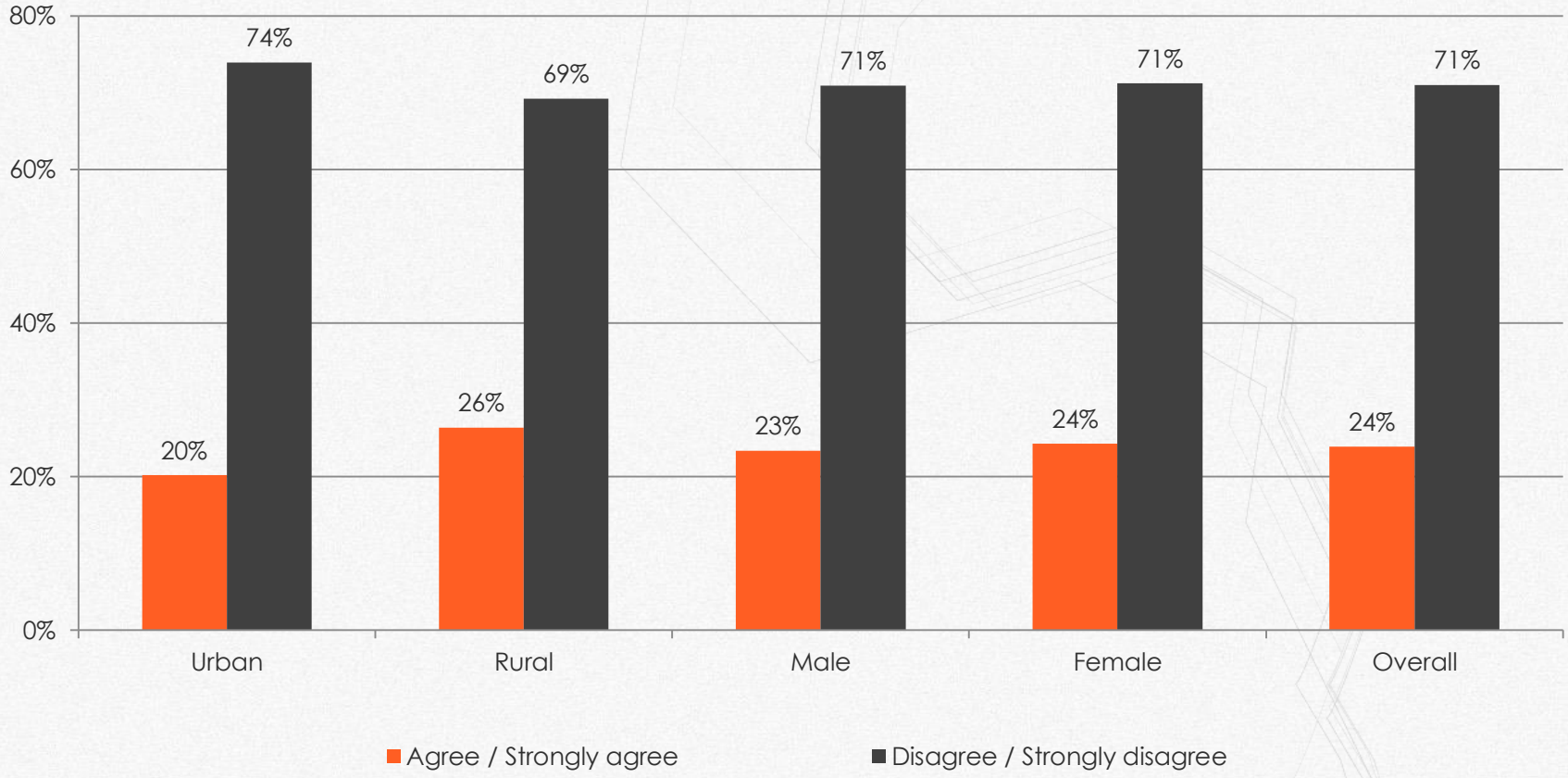

Respondents were asked: *For each of the following statements, please tell me whether you agree or disagree: Parents should have the right to use physical punishment on their children as a way of disciplining them?*

WWW.AFROBAROMETER.ORG

Disapproval of physical punishment of pupils by teachers | by respondents' education level

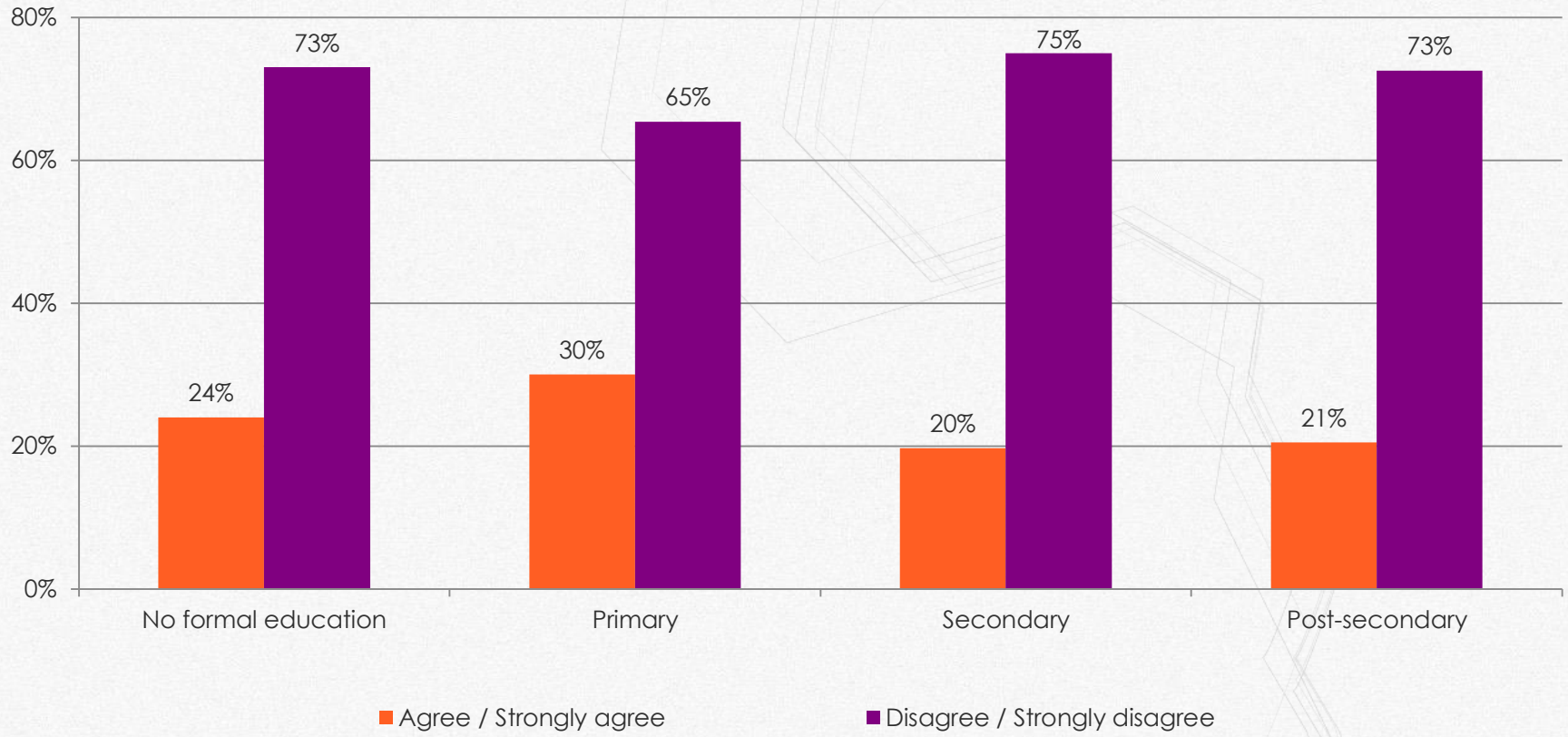

***Respondents were asked**: For each of the following statements, please tell me whether you agree or disagree: Parents should have the right to use physical punishment on their children as a way of disciplining them?*

AFRO BAROMETER
LET THE PEOPLE HAVE A SAY

Conclusion

RuralNet Associates Ltd
Development Consultants

- Men and women at all levels of Zambian society overwhelmingly disapprove of physical force as a means of disciplining wives and children.

- Notwithstanding this rejection of physical punishment, the Zambia the 2013-20414 Zambia Demographic and Health Survey reports that 47% of ever-married women have been victims of physical, sexual, or emotional violence by a current or former husband/partner, and 43% of victims of spousal physical violence incurred physical injuries (see http://dhsprogram.com/pubs/pdf).

AFROBAROMETER

RuralNet Associates Ltd
Development Consultants

Thank you very much for your attention

AFRO BAROMETER
LET THE PEOPLE HAVE A SAY

RuralNet Associates Ltd
Development Consultants

WWW.AFROBAROMETER.ORG